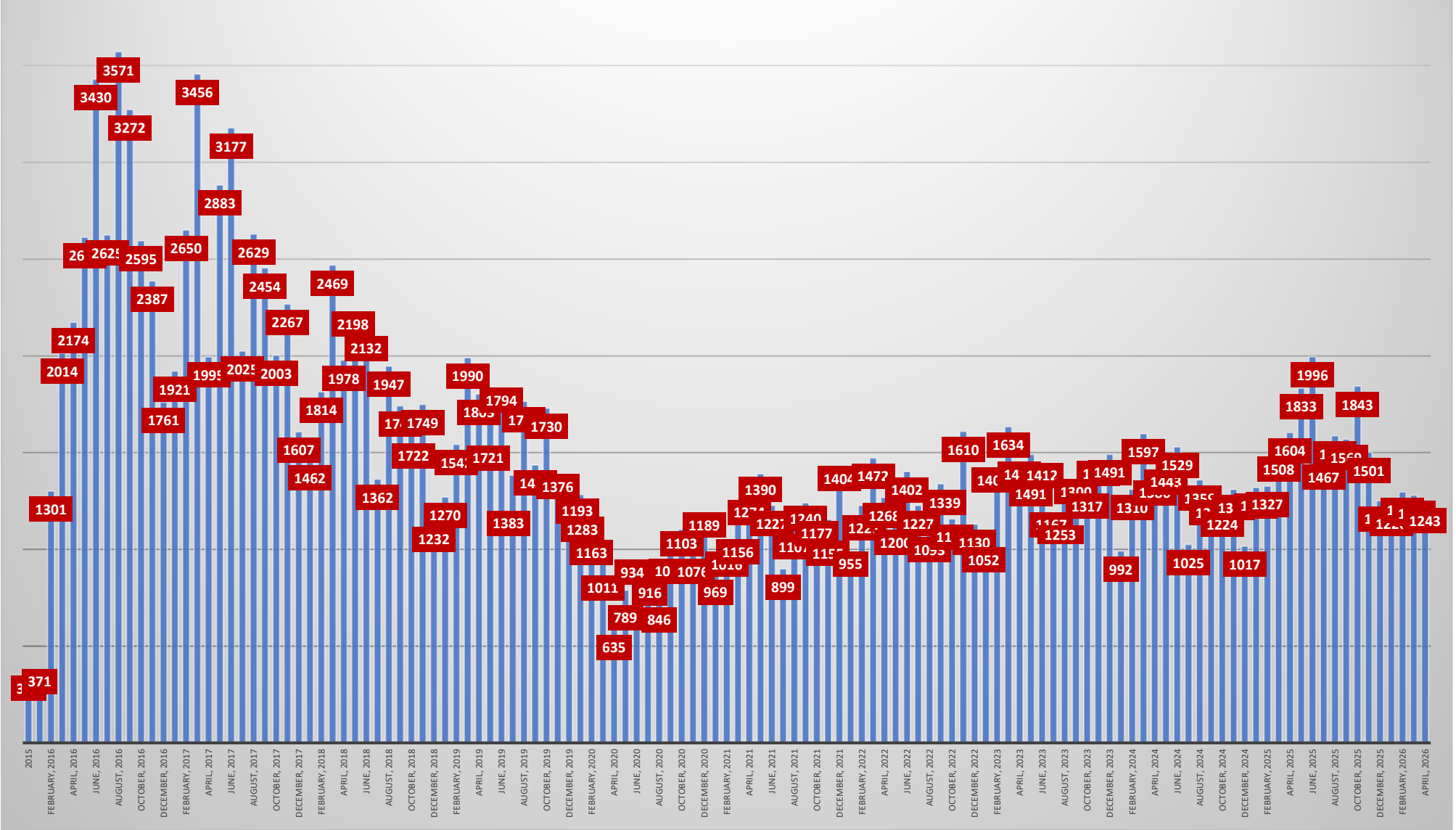


Cumulative Human Food Data		
Human Food		
Total Certificates Issued to Date	Total	195,175
	Domestic	111,570
	International	83,605
V2.0 Certificates Issued to Date	Total	21,157
	Domestic	10,527
	International	10,630
Certificates Issued Asynchronously Asynchronous certificate totals included with total certificates issued	Total	7,070
	V2.0	868
Part 2 Certificates Issued Part 2 certificate totals included with total certificates issued	Total	6,784
	Domestic	6,191
	International	593
Part 2 V2.0 Certificates Issued Part 2 certificate totals included with total certificates issued	Total	314
	Domestic	267
	International	47
Participant Courses Completed	Total	17,192
	Domestic	9,184
	International	8,008
HF v2.0 Courses completed HF v2.0 course totals included with participant courses completed (includes Pilot)	Total	2,070
	Domestic	995
	International	1,075

Cumulative Human Food Data, continued		
Human Food Blended		
Part 1 Course Completions	Total	7,563
	Domestic	6,913
	International	650
Part 1 V2.0 Course Completions	Total	479
	Domestic	432
	International	47
Part 2 Courses Completed	Total	1,371
	Domestic	1,248
	International	123
Part 2 V2.0 Courses Completed	Total	118
	Domestic	111
	International	7

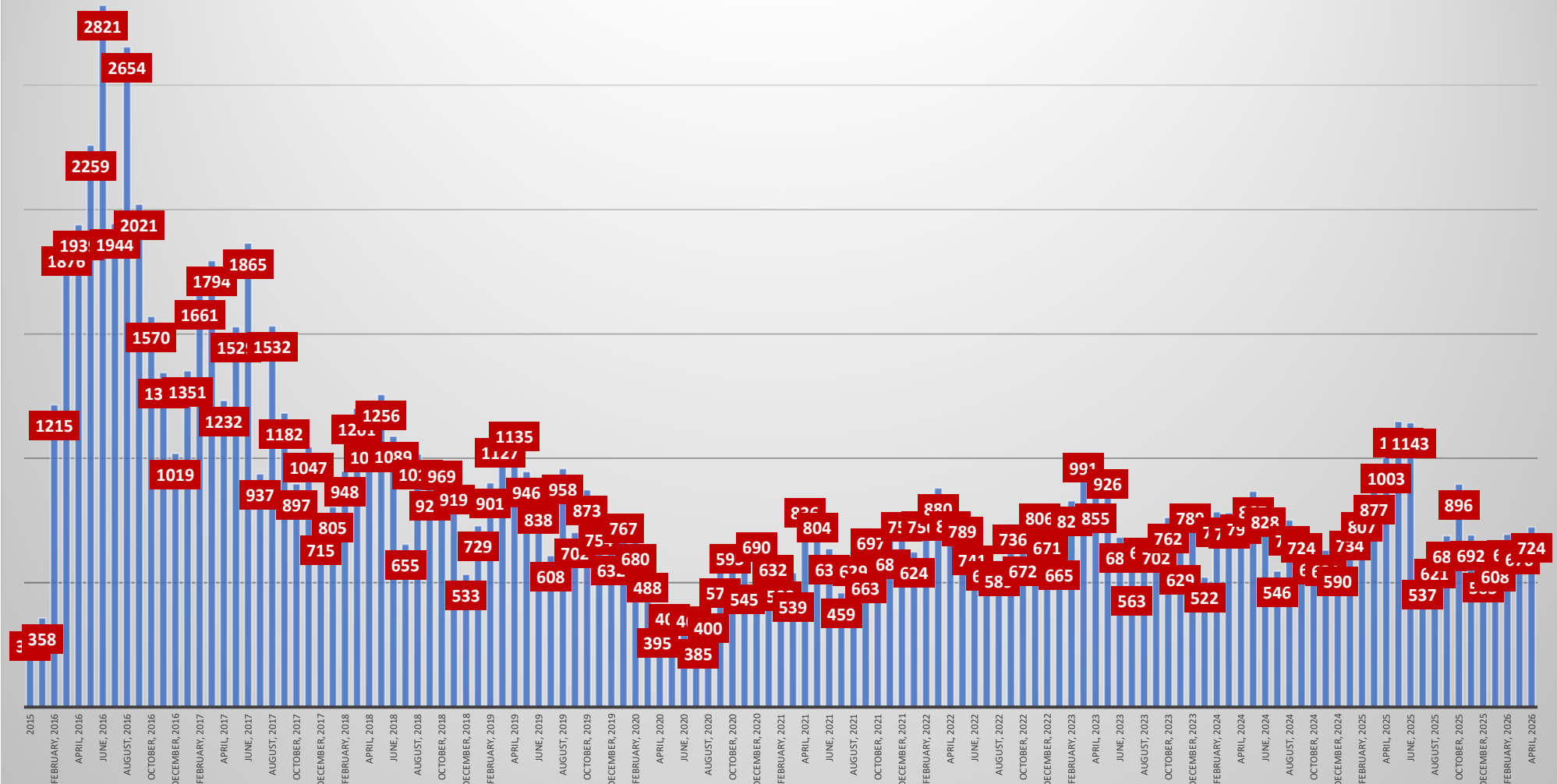
Cumulative Human Food Data, continued		
Lead Instructor		
Lead Instructor Certificates to Date	Total	2,367
	Domestic	1,413
	International	954
v2.0 Lead Instructor Certificates to Date HF v2.0 certificate total are included with lead instructor certificates issued to date	Total	74
	Domestic	55
	International	0
v2.0 Refresher Certificates to Date HF v2.0 certificate total are included with total certificates issued	Total	1,056
	Domestic	619
	International	437
LI Courses Completed		
LI Courses Completed	Total	114
	Domestic	76
	International	38
LI v2.0 Refresher Courses Completed	Total	63
	Domestic	60
	International	3
LI v2.0 Courses Completed HF v2.0 certificate total are included with total certificates issued	Total	5
	Domestic	5
	International	0

Human Food Total PCQI Certificates By Month



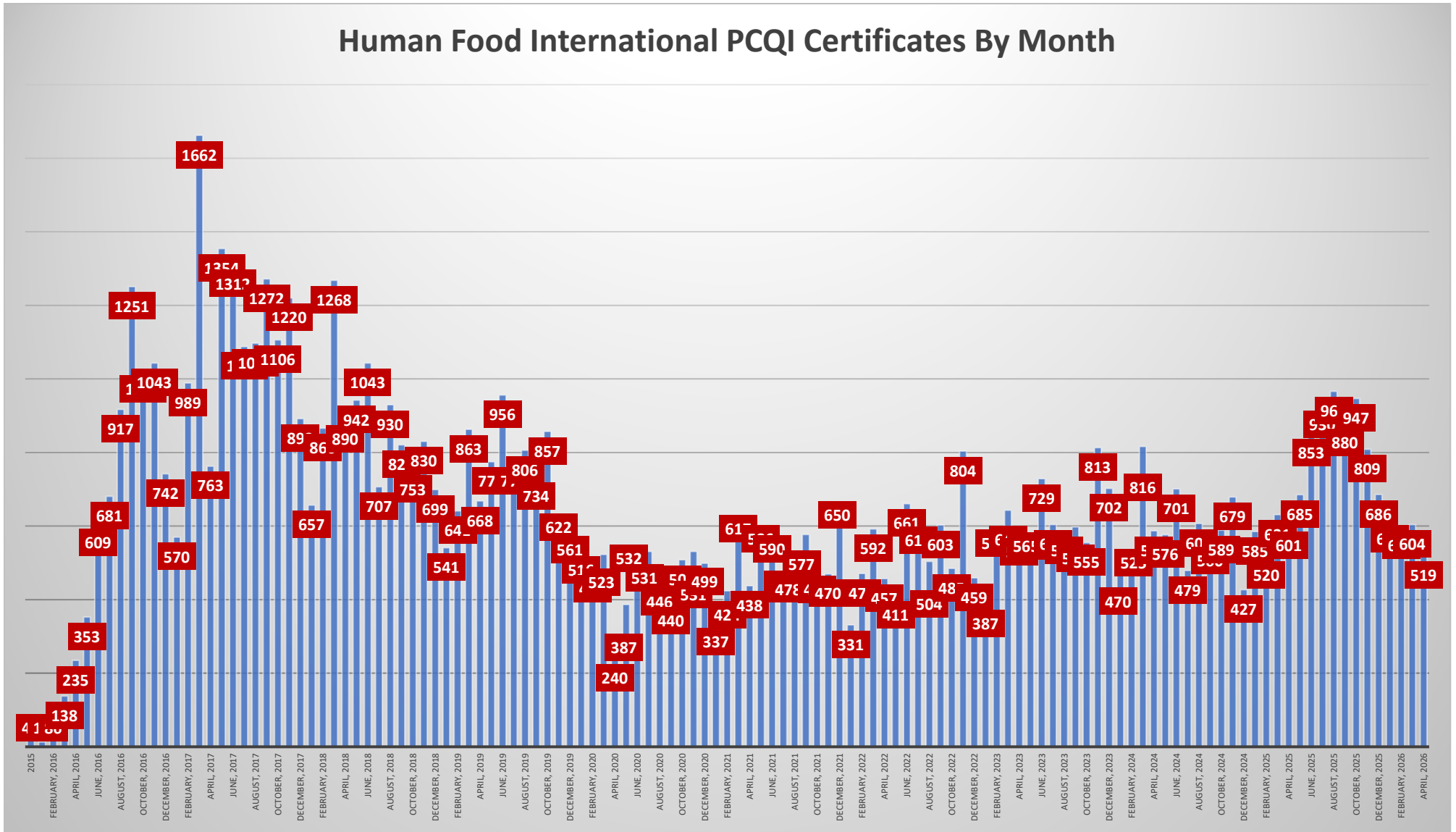
Data reported for the past 2-3 months are subject to lag in submission of course rosters by instructors. Data reconciled quarterly.

Human Food Domestic PCQI Certificates By Month



Data reported for the past 2-3 months are subject to change due to lag in submission of course rosters by instructors. Data reconciled quarterly.

Human Food International PCQI Certificates By Month



Data reported for the past 2-3 months are subject to change due to lag in submission of course rosters by instructors. Data reconciled quarterly.

Human Food Data By Country			
Country	Lead instructors	Courses Completed	Certificates Issued
Afghanistan	0	0	2
Albania	0	0	2
Algeria	0	0	5
American Samoa	0	0	2
Andorra	0	0	1
Antigua and Barbuda	0	1	3
Argentina	14	92	1,156
Armenia	0	0	3
Australia	3	8	87
Austria	0	3	99
Azerbaijan	0	0	2
Bahamas	0	1	24
Bangladesh	3	1	51
Barbados	10	13	133
Belgium	5	31	197
Belize	0	3	38
Benin	1	4	33
Bolivia	0	6	165
Bosnia and Herzegovina	0	0	27
Botswana	0	0	2
Brazil	10	162	1,492
Bulgaria	1	6	35
Burkina Faso	0	0	3
Burundi	1	0	4
Cambodia	0	5	52
Cameroon	0	0	16
Canada	51	542	4,660
Cape Verde	0	0	4
Cayman Islands	1	0	8
Chile	21	213	2,056
China	110	444	6,411
Cocos (Keeling) Islands	0	0	1
Colombia	26	181	2,806

Human Food Data By Country (cont.)			
Country	Lead instructors	Courses Completed	Certificates Issued
Congo, The Democratic Republic of the	0	0	2
Costa Rica	15	116	1,145
Cote d'Ivoire	0	11	66
Croatia	1	10	45
Cuba	0	1	24
Cyprus	1	1	22
Czech Republic	0	0	9
Denmark	3	22	196
Dominica	0	1	1
Dominican Republic	13	63	714
Ecuador	27	172	1,840
Egypt	7	25	238
El Salvador	13	49	424
Estonia	0	0	5
Eswatini	0	0	2
Ethiopia	1	1	19
Fiji	0	3	58
Finland	0	1	16
France	12	259	1,502
Gambia	1	1	29
Georgia	0	2	10
Germany	5	135	1,227
Ghana	10	2	46
Greece	5	51	422
Grenada	0	1	27
Guadeloupe	0	0	1
Guam	1	0	1
Guatemala	31	115	1,678
Guyana	0	4	67
Haiti	2	5	49

Human Food Data By Country (cont.)			
Country	Lead instructors	Courses Completed	Certificates Issued
Honduras	11	37	702
Hong Kong	1	7	14
Hungary	2	14	49
Iceland	0	0	2
India	129	457	3,995
Indonesia	4	120	733
Ireland	4	63	557
Israel	2	22	554
Italy	35	627	5,334
Jamaica	13	76	636
Japan	25	346	3,875
Jordan	0	1	11
Kazakhstan	0	0	1
Kenya	10	10	145
Korea, Democratic People's Republic of	0	0	32
Korea, Republic of	8	112	1,696
Kuwait	0	0	3
Latvia	0	0	3
Lebanon	3	7	167
Liberia	0	0	1
Liechtenstein	0	0	2
Lithuania	1	11	91
Luxembourg	0	3	37
Madagascar	2	16	160
Malawi	0	0	10
Malaysia	7	130	1,214
Maldives	0	1	17
Mali	0	0	1
Malta	0	0	1
Mauritius	1	4	51
Mexico	102	1,093	13,528

Human Food Data By Country (cont.)			
Country	Lead instructors	Courses Completed	Certificates Issued
Micronesia, Federated States of	0	0	1
Monaco	0	0	2
Morocco	0	8	205
Mozambique	0	0	3
Myanmar	0	0	5
Nepal	2	0	2
Netherlands	6	103	752
New Zealand	0	2	55
Nicaragua	1	14	247
Nigeria	1	0	40
North Macedonia	0	0	21
Norway	0	6	83
Oman	0	0	16
Pakistan	2	16	87
Panama	3	4	124
Papua New Guinea	0	0	5
Paraguay	10	18	373
Peru	46	203	2,144
Philippines	4	46	671
Poland	2	55	432
Portugal	2	32	350
Puerto Rico	0	2	58
Qatar	0	3	10
Romania	1	0	10
Russian Federation	0	0	5
Rwanda	0	0	46
Saint Lucia	1	0	3

Human Food Data By Country (cont.)			
Country	Lead instructors	Courses Completed	Certificates Issued
Saint Martin	0	0	1
Saint Vincent and the Grenadines	0	1	1
Saudi Arabia	0	1	51
Senegal	0	0	1
Serbia	0	0	33
Singapore	2	17	234
Slovakia	0	0	7
Slovenia	0	1	20
South Africa	1	5	115
Spain	24	447	3,837
Sri Lanka	3	25	223
Sudan	0	0	6
Sweden	0	2	41
Switzerland	1	23	242
Taiwan	10	128	2,096
Tanzania, United Republic of	1	2	10
Thailand	23	327	3,919
Tonga	0	0	5
Trinidad and Tobago	10	44	322
Tunisia	0	1	42
Türkiye	6	1	926
Turks and Caicos Islands	0	0	1
Uganda	3	0	18
Ukraine	1	0	11
United Arab Emirates	4	2	63
United Kingdom	9	60	526
United States	1,413	9,157	111,570
Uruguay	0	15	175
Uzbekistan	1	0	1
Venezuela	0	0	43
Vietnam	8	157	1,791
Zambia	1	0	5
Zimbabwe	0	0	2

Cumulative Animal Food Data

Animal Food

Total Certificates Issued to Date	Total	18,862
	Domestic	16,647
	International	2,215
Certificates Issued Asynchronously <small>Asynchronous certificate totals are included with total certificates issued</small>	Total	501
Part 2 Certificates Issued <small>Part 2 certificate totals are included with total certificates issued</small>	Total	931
	Domestic	900
	International	31

Participant Courses Completed	Total	1,681
	Domestic	1,435
	International	246

Animal Food Blended

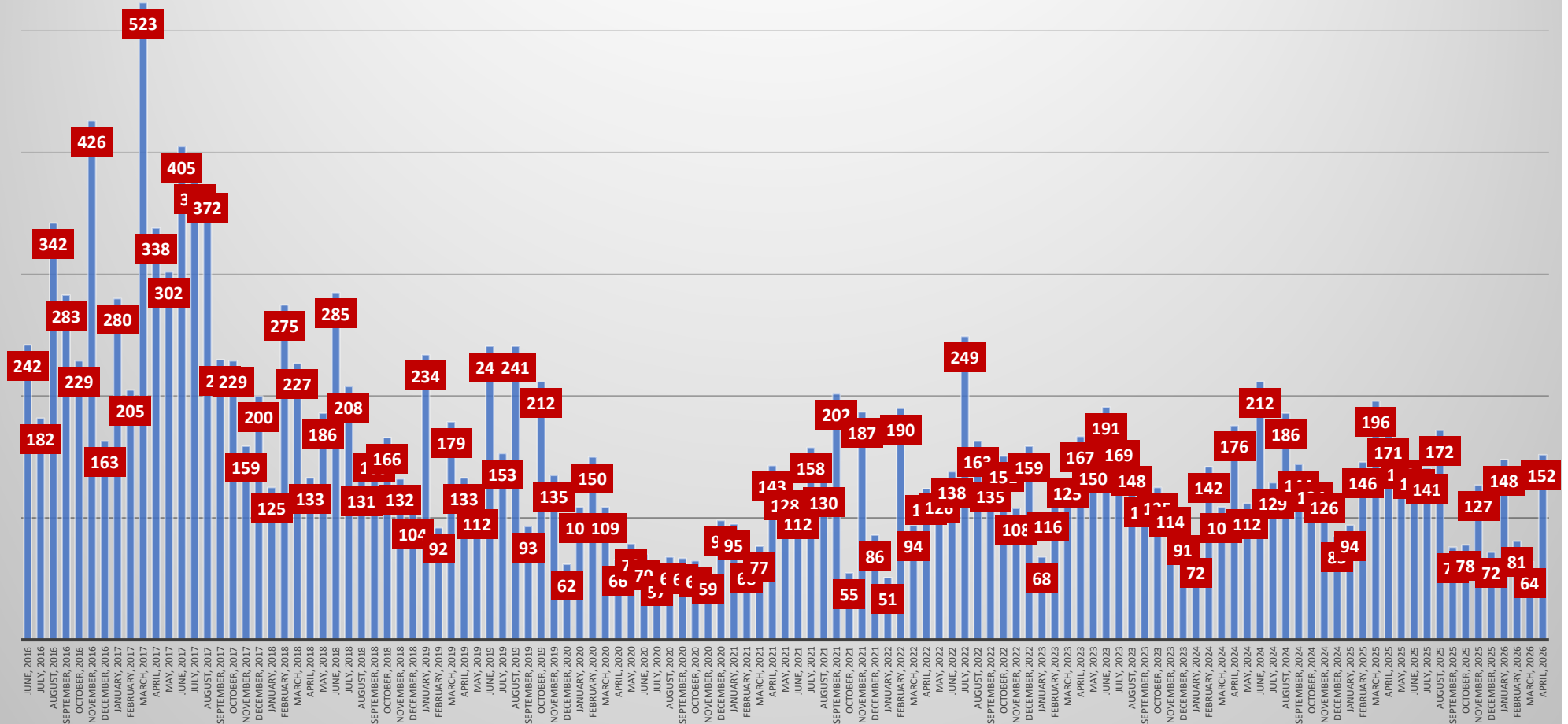
Part 1 Course Completions	Total	1,043
	Domestic	1,005
	International	38
Part 2 Courses Completed	Total	191
	Domestic	190
	International	1

Lead Instructor

Lead Instructor Certificates to Date	Total	367
	Domestic	290
	International	77
LI Courses Completed	Total	19
	Domestic	15
	International	4

Current Good Manufacturing Practices (CGMPs) for Animal Food Production	Total	132
	Domestic	126
	International	6

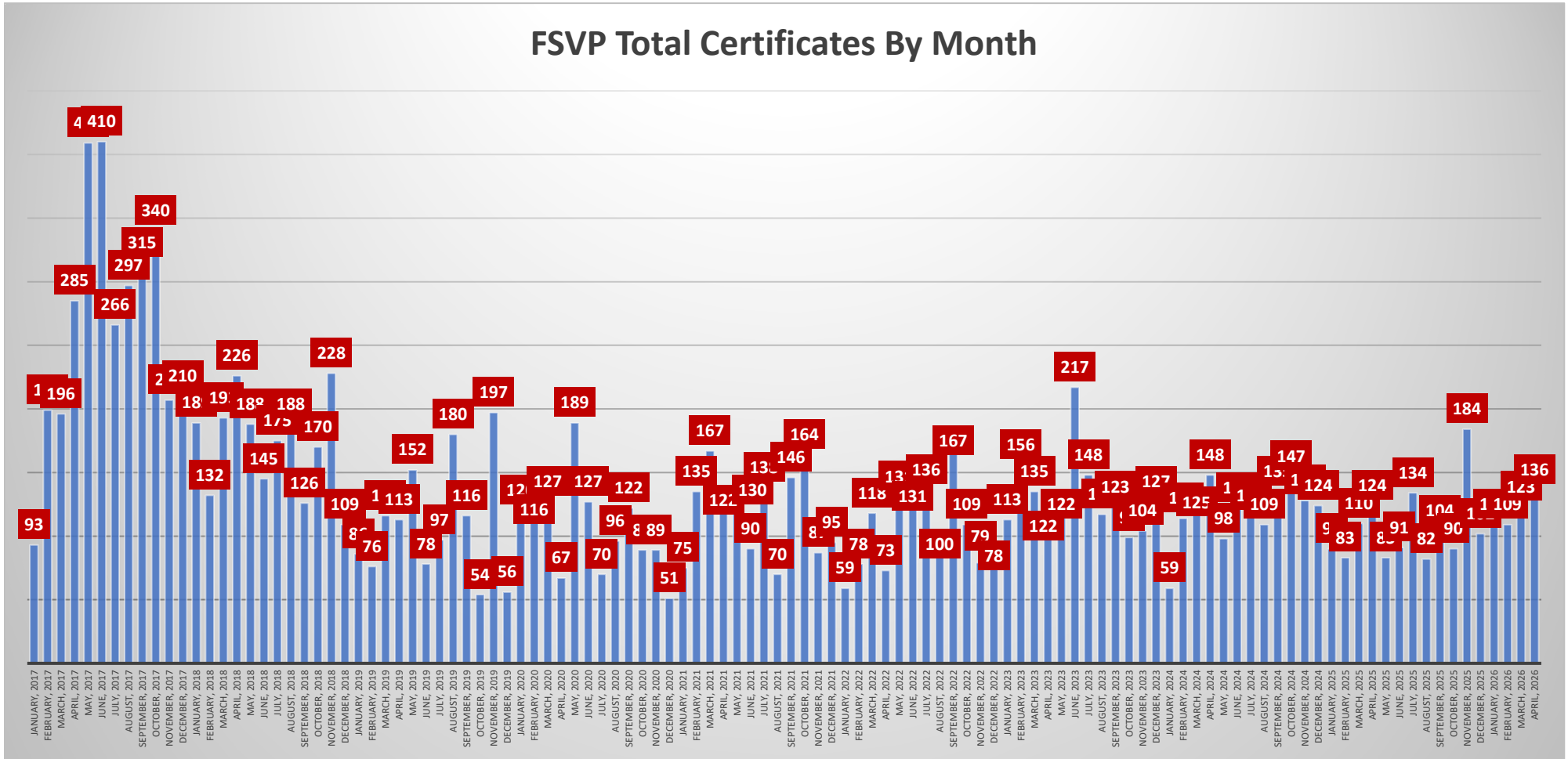
Animal Food Total PCQI Certificates By Month



Data reported for the past 2-3 months are subject to change due to lag in submission of course rosters by instructors. Data reconciled quarterly.

Cumulative FSVP Data		
FSVP		
Total Certificates Issued to Date	Total	15,320
	Domestic	12,596
	International	2,724
Certificates Issued Asynchronously <small>Asynchronous certificate totals included with total certificates issued</small>	Total	1,184
Part 2 Certificates Issued <small>Part 2 certificate totals included with total certificates issued</small>	Total	599
	Domestic	560
	International	39
Participant Courses Completed		
Participant Courses Completed	Total	1,845
	Domestic	1,545
	International	300
FSVP Blended		
Part 1 Course Completions	Total	744
	Domestic	685
	International	59
Part 2 Courses Completed	Total	190
	Domestic	188
	International	2
Lead Instructor		
Lead Instructor Certificates to Date	Total	390
	Domestic	325
	International	65
LI Courses Completed		
LI Courses Completed	Total	19
	Domestic	19
	International	0

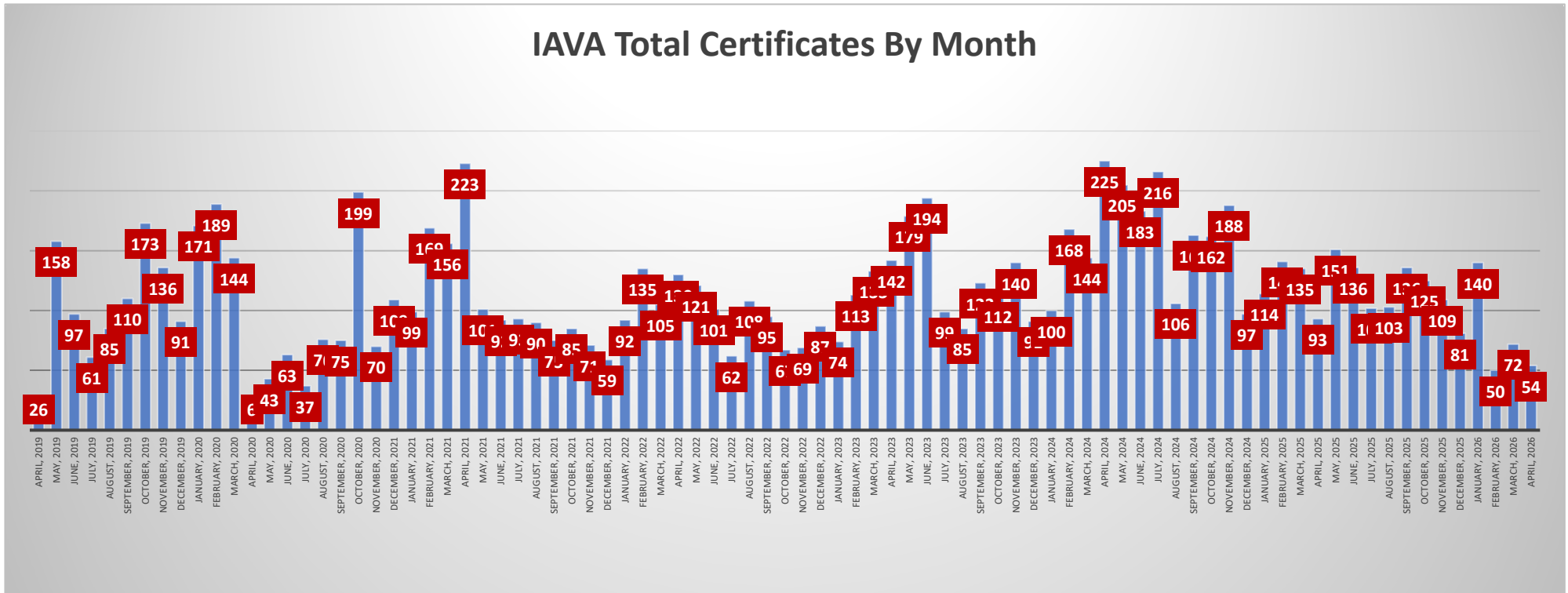
FSVP Total Certificates By Month



Data reported for the past 2-3 months are subject to change due to lag in submission of course rosters by instructors. Data reconciled quarterly.

Cumulative IAVA Data		
IAVA		
Total Certificates Issued to Date	Total	9,788
	Domestic	4,082
	International	5,706
Participant Courses Completed		
Participant Courses Completed	Total	1,253
	Domestic	565
	International	688
Lead Instructor		
Lead Instructor Certificates to Date	Total	106
	Domestic	69
	International	37
LI Courses Completed		
LI Courses Completed	Total	9
	Domestic	9
	International	0
Intentional Adulteration		
Food Defense Awareness for the IA Rule	Number of times accessed	379,852
Food Defense Awareness for the IA Rule: Spanish	Number of times accessed	63,026
Overview of the Intentional Adulteration Rule (IA Rule)	Number of times accessed	109,410
FSPCA IA Conducting Vulnerability Assessments using Key Activity Types		
FSPCA IA Conducting Vulnerability Assessments using Key Activity Types	Completed	4,341
FSPCA IA Identification and Explanation of Mitigation Strategies	Completed	4,007
FSPCA IA Food Defense Plan Preparation and Reanalysis	Completed	2,444

IAVA Total Certificates By Month



Data reported for the past 2-3 months are subject to change due to lag in submission of course rosters by instructors. Data reconciled quarterly.

Cumulative Food Traceability Rule Training for the Food Industry Data

FTR

Total Certificates Issued to Date	Total	104
	Domestic	79
	International	25

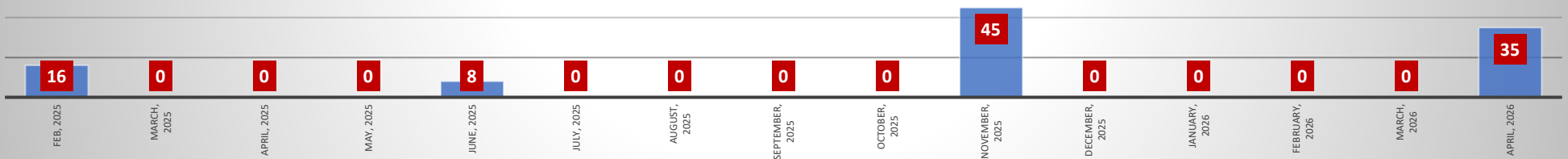
Participant Courses Completed	Total	12
	Domestic	11
	International	1

Lead Instructor

Lead Instructor Certificates to Date	Total	80
	Domestic	57
	International	23

LI Courses Completed	Total	4
	Domestic	4
	International	0

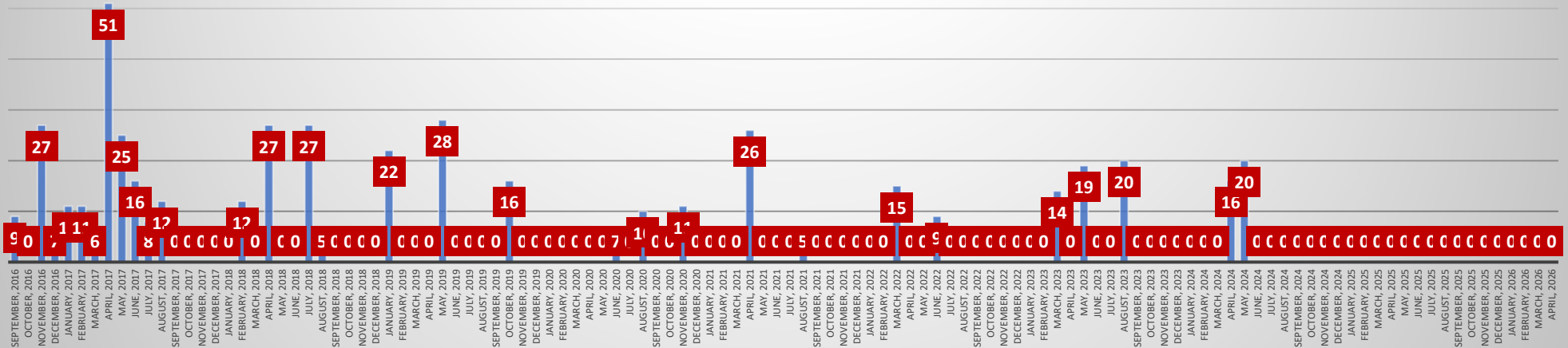
FTR Total Certificates By Month



Data reported for the past 2-3 months are subject to change due to lag in submission of course rosters by instructors. Data reconciled quarterly.

Cumulative Sprout Data		
Sprout		
Total Certificates Issued to Date	Total	492
	Domestic	462
	International	30
Part 2 Certificates Issued Part 2 certificate totals included with total certificates issued	Total	261
	Domestic	258
	International	3
Participant Courses Completed		
Participant Courses Completed	Total	43
	Domestic	41
	International	2
Sprout Blended		
Part 1 Course Completions	Total	336
	Domestic	333
	International	3
Part 2 Course Completions	Total	21
	Domestic	21
	International	0
Lead Instructor Certificates to Date		
Lead Instructor Certificates to Date	Total	42
	Domestic	39
	International	3
LI Courses Completed		
LI Courses Completed	Total	10
	Domestic	10
	International	0

Sprout Total Certificates By Month



Data reported for the past 2-3 months are subject to change due to lag in submission of course rosters by instructors. Data reconciled quarterly.