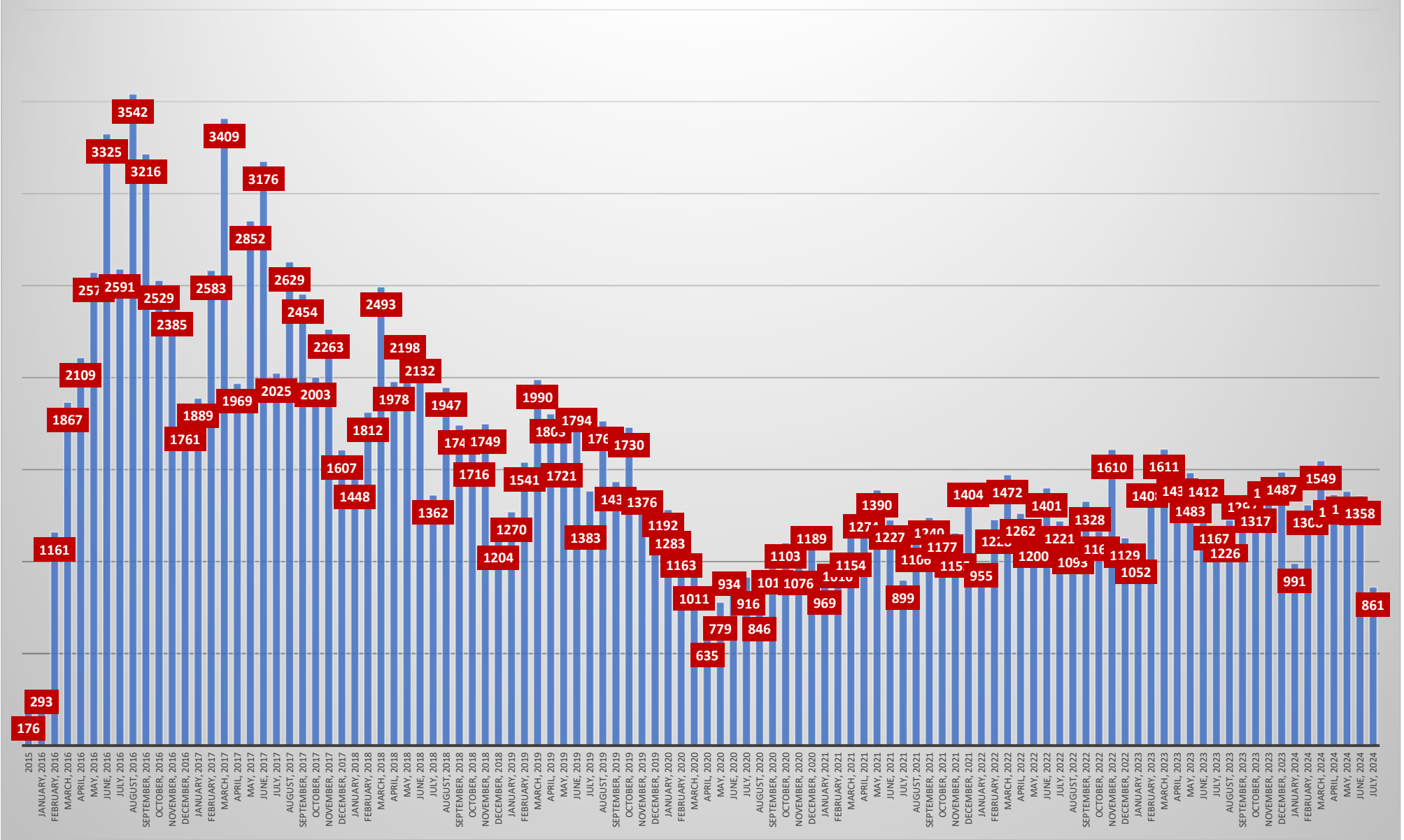


<b>Cumulative Human Food Data</b>		
<b>Human Food</b>		
Total Certificates Issued to Date	<b>Total</b>	163,470
	Domestic	94,776
	International	68,694
Certificates Issued Asynchronously Asynchronous certificate totals included with total certificates issued	<b>Total</b>	4,642
Part 2 Certificates Issued Part 2 certificate totals included with total certificates issued	<b>Total</b>	6,067
	Domestic	5,545
	International	522
Human Food v2.0 Certificates Issued (Pilot) HF v2.0 certificate totals included with total certificates issued	<b>Total</b>	50
	Domestic	49
	International	1
<b>Participant Courses Completed</b>		
Participant Courses Completed	<b>Total</b>	14,204
	Domestic	7,695
	International	6,509
Human Food v2.0 Pilot HF v2.0 course totals included with participant courses completed	<b>Total</b>	2
	Domestic	2
	International	0
<b>v2.0 LI Courses Completed</b>		
Part 1 Course Completions	<b>Total</b>	6,708
	Domestic	6,128
	International	580
Part 2 Courses Completed	<b>Total</b>	1,107
	Domestic	1,004
	International	103

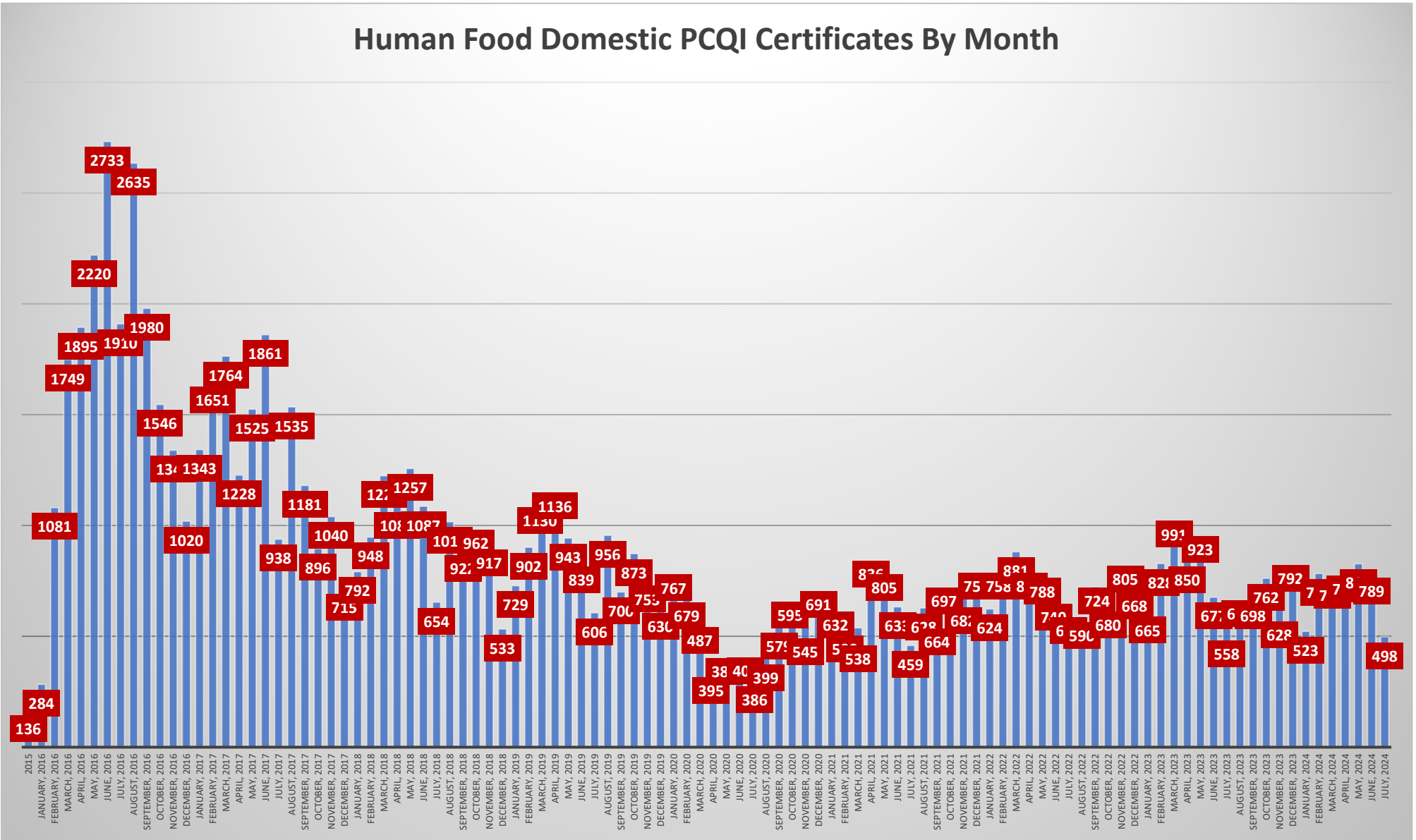
Lead Instructor		
Lead Instructor Certificates to Date	<b>Total</b>	2,310
	Domestic	1,382
	International	928
v2.0 Lead Instructor Certificates to Date <small>HF v2.0 certificate total are included with lead instructor certificates issued to date</small>	<b>Total</b>	0
	Domestic	0
	International	0
v2.0 Refresher Certificates to Date <small>HF v2.0 certificate total are included with total certificates issued</small>	<b>Total</b>	15
	Domestic	15
	International	0
LI Courses Completed	<b>Total</b>	111
	Domestic	72
	International	39
LI v2.0 Refresher Courses Completed	<b>Total</b>	1
	Domestic	1
	International	0
LI v2.0 Courses Completed <small>HF v2.0 certificate total are included with total certificates issued</small>	<b>Total</b>	0
	Domestic	0
	International	0

### Human Food Total PCQI Certificates By Month



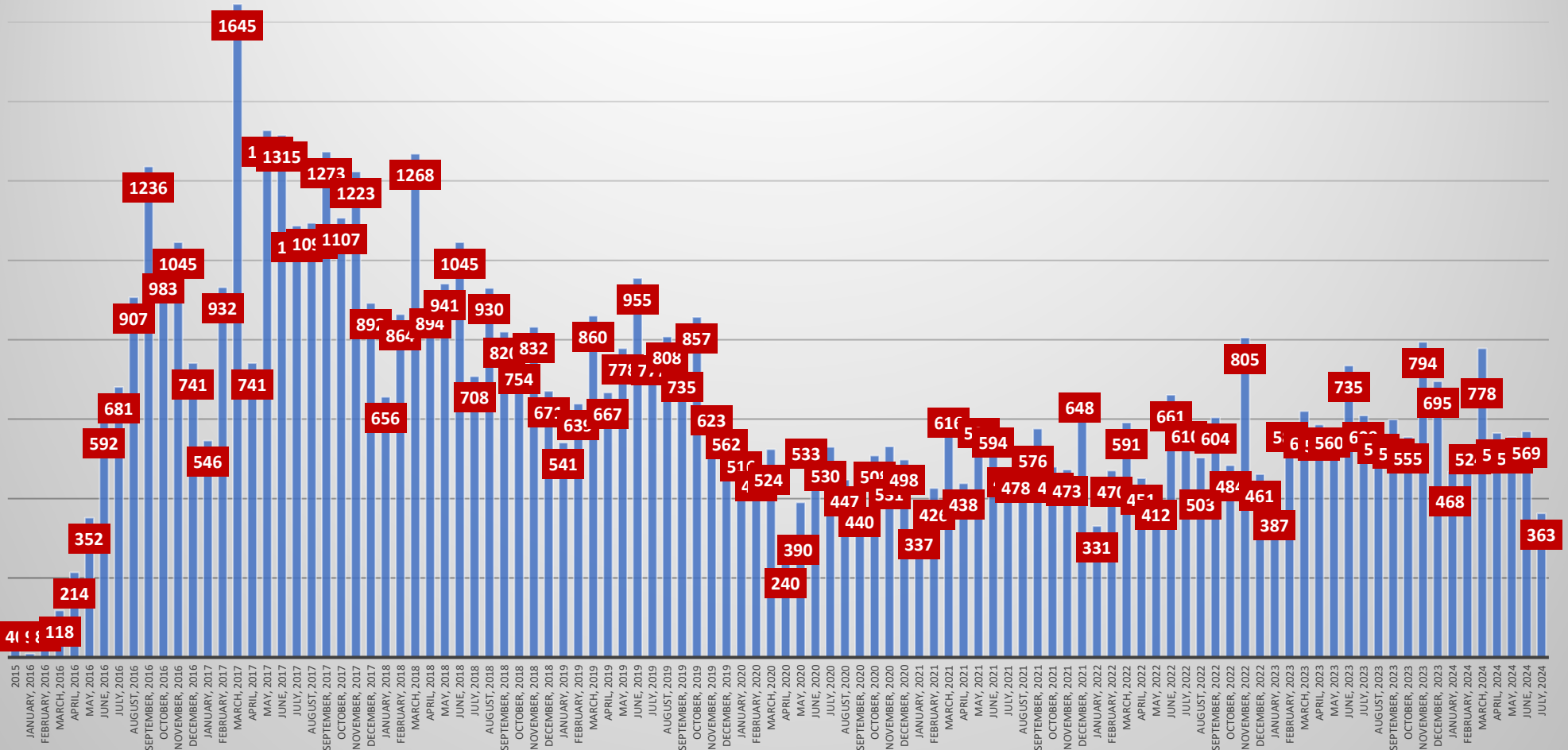
Data reported for the past 2-3 months are subject to change due to lag in submission of course rosters by instructors. Data reconciled quarterly.

### Human Food Domestic PCQI Certificates By Month



Data reported for the past 2-3 months are subject to change due to lag in submission of course rosters by instructors. Data reconciled quarterly.

### Human Food International PCQI Certificates By Month



Data reported for the past 2-3 months are subject to change due to lag in submission of course rosters by instructors. Data reconciled quarterly.

<b>Human Food Data By Country</b>			
<b>Country</b>	<b>Lead instructors</b>	<b>Courses Completed</b>	<b>Certificates Issued</b>
Afghanistan	0	0	2
Albania	0	0	2
Algeria	0	0	4
Andorra	0	0	1
Antigua and Barbuda	0	1	3
Argentina	14	86	999
Armenia	0	0	3
Australia	3	9	74
Austria	0	3	79
Azerbaijan	0	0	2
Bahamas	0	0	2
Bangladesh	3	1	51
Barbados	9	12	122
Belgium	4	19	165
Belize	0	3	37
Benin	1	2	32
Bolivia	0	6	149
Bosnia and Herzegovina	0	0	27
Botswana	0	0	2
Brazil	10	125	1,197
Bulgaria	1	4	23
Burkina Faso	0	0	3
Burundi	1	0	4
Cambodia	0	3	37
Cameroon	0	0	8
Canada	45	539	3,918
Cape Verde	0	0	4
Cayman Islands	1	0	8
Chile	21	151	1,725
China	107	336	5,143
Cocos (Keeling) Islands	0	0	1
Colombia	27	142	2,428
Congo, The Democratic Republic of the	0	0	1

<b>Human Food Data By Country (cont.)</b>			
<b>Country</b>	<b>Lead instructors</b>	<b>Courses Completed</b>	<b>Certificates Issued</b>
Costa Rica	13	91	987
Cote d'Ivoire	0	7	62
Croatia	1	12	40
Cuba	0	0	24
Cyprus	1	1	20
Czech Republic	0	0	6
Denmark	2	17	157
Dominican Republic	13	43	604
Ecuador	28	136	1,610
Egypt	6	15	190
El Salvador	11	32	309
Estonia	0	0	4
Eswatini	0	0	1
Ethiopia	1	1	18
Fiji	0	4	39
Finland	0	2	11
France	12	211	1,284
Gambia	1	1	29
Georgia	0	1	10
Germany	5	101	981
Ghana	10	2	32
Greece	6	43	349
Grenada	0	1	22
Guadeloupe	0	0	1
Guatemala	33	85	1,297
Guyana	0	4	62
Haiti	3	5	47
Honduras	9	31	506
Hong Kong	1	7	12

### Human Food Data By Country (cont.)

Country	Lead instructors	Courses Completed	Certificates Issued
Hungary	2	9	42
India	131	283	2,894
Indonesia	3	84	616
Ireland	5	43	489
Israel	2	25	541
Italy	33	581	4,599
Jamaica	12	64	599
Japan	25	271	3,022
Jordan	0	1	11
Kenya	10	8	139
Korea, Democratic People's Republic of	0	0	35
Korea, Republic of	7	97	1,419
Latvia	0	0	2
Lebanon	3	8	162
Liberia	0	0	1
Liechtenstein	0	0	2
Lithuania	1	17	82
Luxembourg	0	4	38
Madagascar	2	9	118
Malawi	0	0	8
Malaysia	7	101	1,009
Maldives	0	1	17
Malta	0	0	1
Mauritius	1	3	51
Mexico	94	883	10,834
Micronesia, Federated States of	0	0	1
Monaco	0	0	2
Morocco	0	5	139
Mozambique	0	0	3
Myanmar	0	0	4



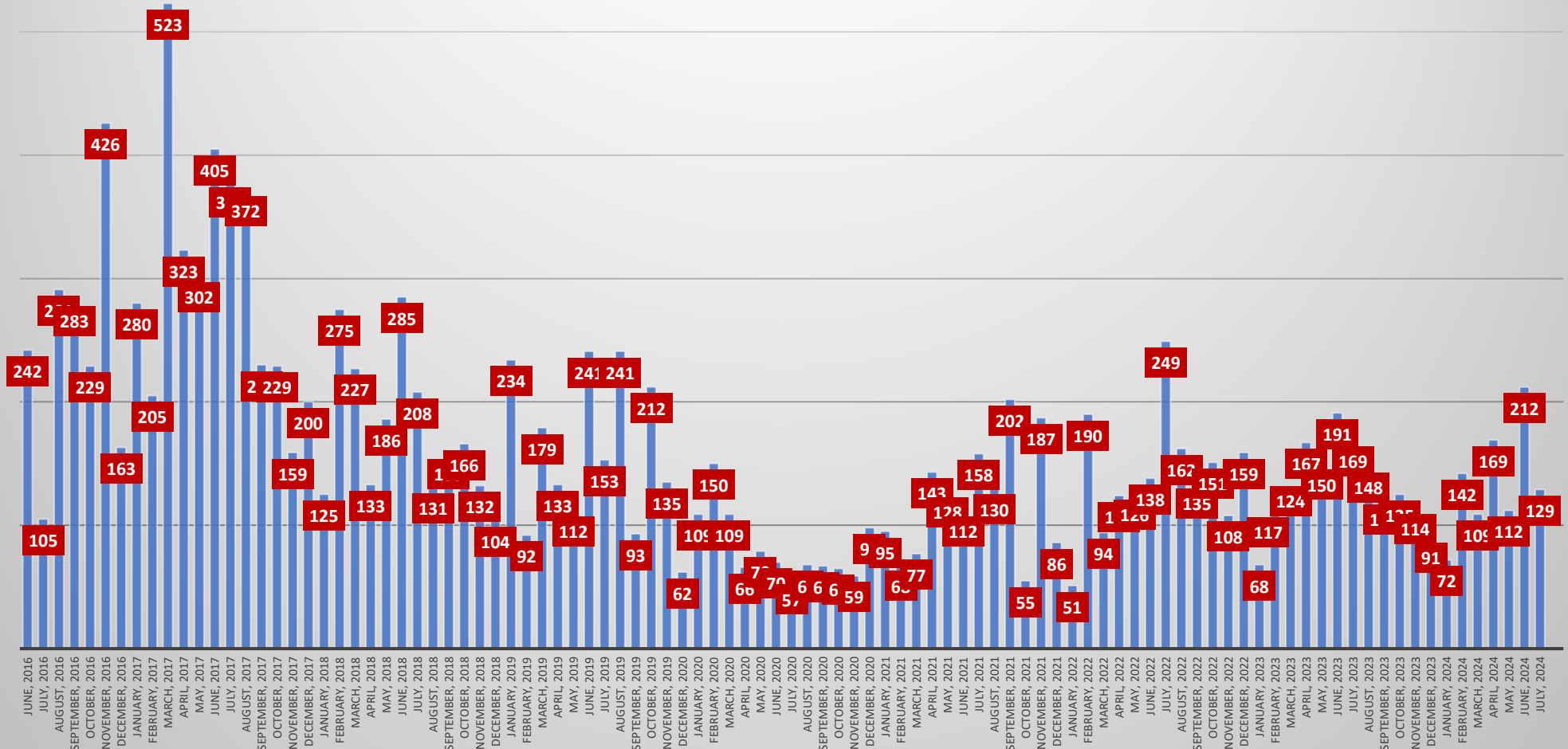
<b>Human Food Data By Country (cont.)</b>			
<b>Country</b>	<b>Lead instructors</b>	<b>Courses Completed</b>	<b>Certificates Issued</b>
Nepal	2	0	2
Netherlands	5	90	640
New Zealand	0	1	45
Nicaragua	0	12	238
Nigeria	1	0	38
North Macedonia	0	0	21
Norway	0	6	69
Oman	0	0	8
Pakistan	2	6	71
Panama	3	3	108
Papua New Guinea	0	0	2
Paraguay	10	19	362
Peru	46	159	1,752
Philippines	4	29	515
Poland	2	57	313
Portugal	2	24	268
Qatar	0	1	4
Romania	1	0	10
Russian Federation	0	0	5
Rwanda	0	0	46
Saint Lucia	1	0	2
Saudi Arabia	0	1	50
Senegal	0	0	1
Serbia	0	0	29
Singapore	2	17	220
Slovakia	0	0	7
Slovenia	0	1	16

### Human Food Data By Country (cont.)

Country	Lead instructors	Courses Completed	Certificates Issued
South Africa	1	5	96
Spain	26	443	3,265
Sri Lanka	3	19	208
Sudan	0	0	6
Sweden	0	2	34
Switzerland	1	24	223
Taiwan	10	106	1,851
Tanzania, United Republic of	1	3	10
Thailand	23	288	3,172
Tonga	0	0	5
Trinidad and Tobago	9	32	261
Tunisia	0	2	40
Turkey	5	57	652
Turks and Caicos Islands	0	0	1
Uganda	3	0	17
Ukraine	1	0	11
United Arab Emirates	3	2	57
United Kingdom	10	63	473
United States	1,382	7,844	94,776
Uruguay	0	15	161
Uzbekistan	1	0	1
Venezuela	0	0	38
Vietnam	8	112	1,415
Zambia	1	0	5

<b>Cumulative Animal Food Data</b>		
<b>Animal Food</b>		
Total Certificates Issued to Date	<b>Total</b>	16,020
	Domestic	14,286
	International	1,734
Certificates Issued Asynchronously <small>Asynchronous certificate totals are included with total certificates issued</small>	<b>Total</b>	133
Part 2 Certificates Issued <small>Part 2 certificate totals are included with total certificates issued</small>	<b>Total</b>	707
	Domestic	688
	International	19
<b>Participant Courses Completed</b>		
Participant Courses Completed	<b>Total</b>	1,326
	Domestic	1,164
	International	162
<b>Animal Food Blended</b>		
Part 1 Course Completions	<b>Total</b>	810
	Domestic	787
	International	23
Part 2 Courses Completed	<b>Total</b>	152
	Domestic	151
	International	1
<b>Lead Instructor</b>		
Lead Instructor Certificates to Date	<b>Total</b>	362
	Domestic	287
	International	75
LI Courses Completed	<b>Total</b>	18
	Domestic	14
	International	4

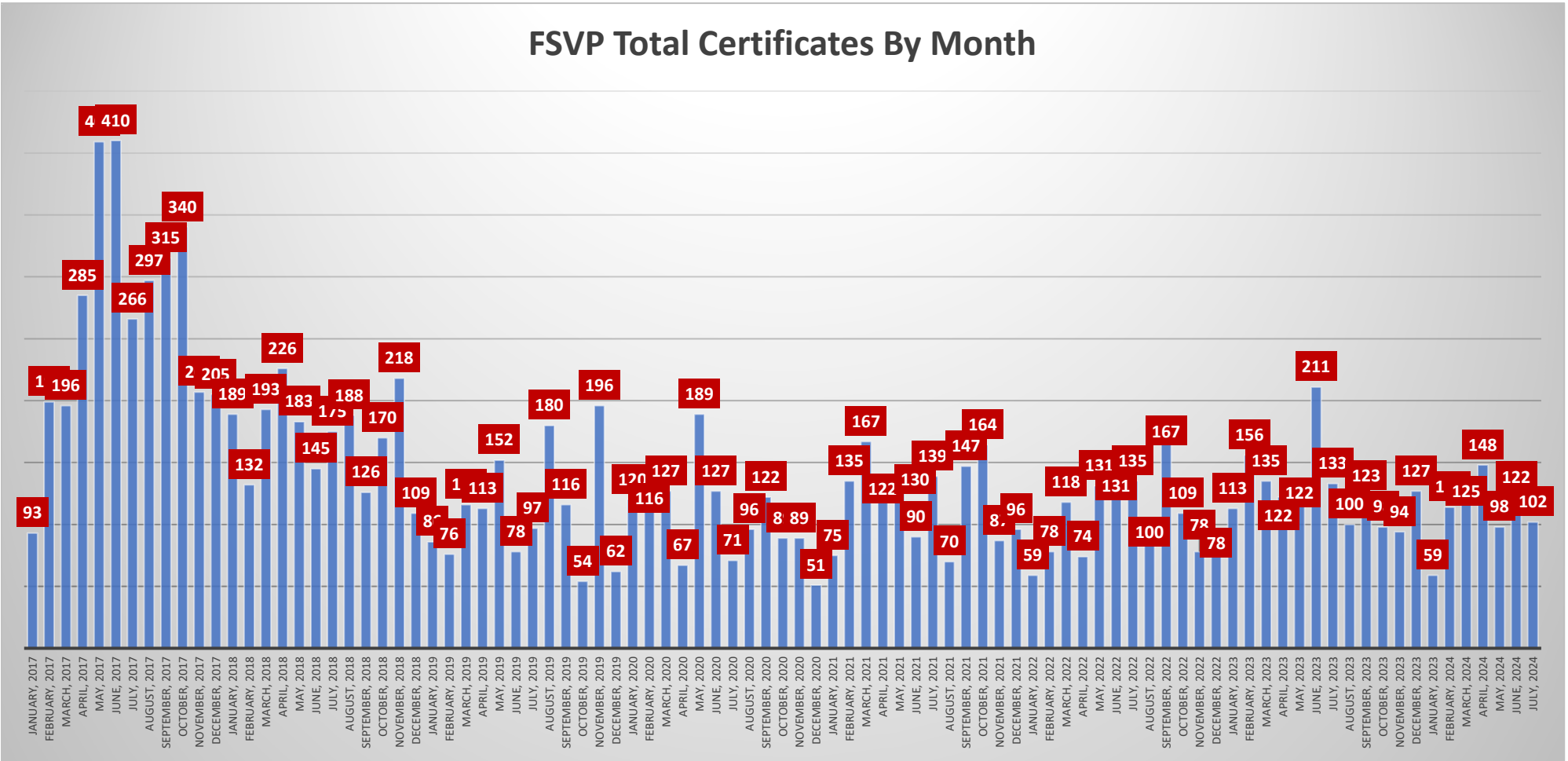
### Animal Food Total PCQI Certificates By Month



Data reported for the past 2-3 months are subject to change due to lag in submission of course rosters by instructors. Data reconciled quarterly.

<b>Cumulative FSVP Data</b>		
<b>FSVP</b>		
Total Certificates Issued to Date	<b>Total</b>	12,848
	Domestic	10,768
	International	2,080
Certificates Issued Asynchronously <small>Asynchronous certificate totals included with total certificates issued</small>	<b>Total</b>	567
Part 2 Certificates Issued <small>Part 2 certificate totals included with total certificates issued</small>	<b>Total</b>	512
	Domestic	478
	International	34
<b>Participant Courses Completed</b>		
Participant Courses Completed	<b>Total</b>	1,537
	Domestic	1,295
	International	242
<b>FSVP Blended</b>		
Part 1 Course Completions	<b>Total</b>	630
	Domestic	578
	International	52
Part 2 Courses Completed	<b>Total</b>	146
	Domestic	145
	International	1
<b>Lead Instructor</b>		
Lead Instructor Certificates to Date	<b>Total</b>	379
	Domestic	318
	International	61
<b>LI Courses Completed</b>		
LI Courses Completed	<b>Total</b>	18
	Domestic	18
	International	0

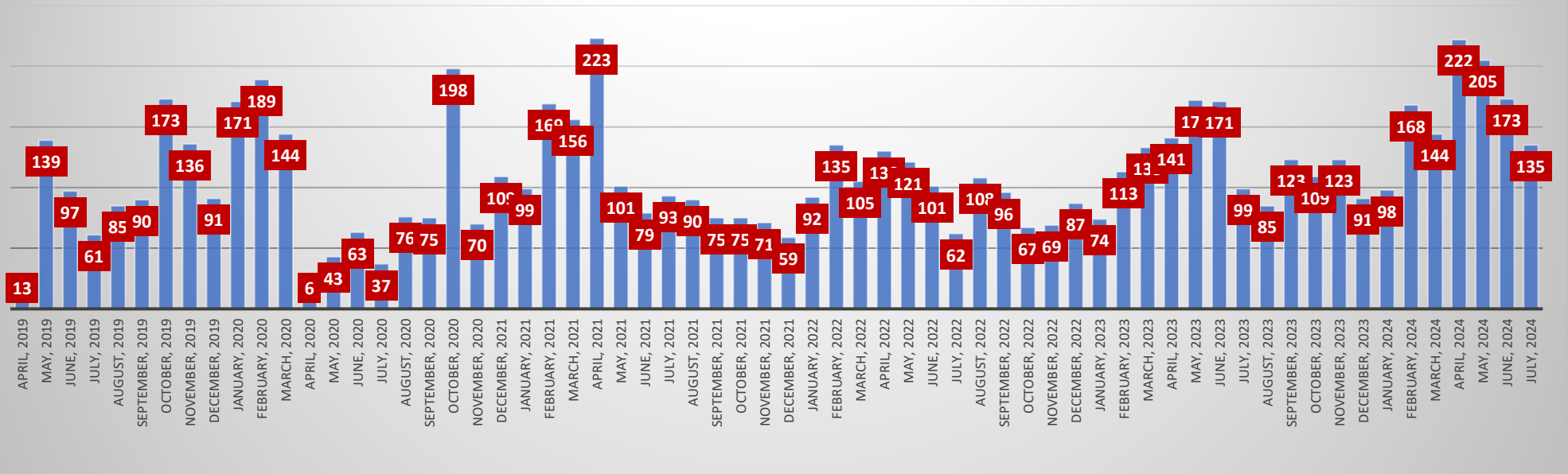
### FSVP Total Certificates By Month



Data reported for the past 2-3 months are subject to change due to lag in submission of course rosters by instructors. Data reconciled quarterly.

<b>Cumulative IAVA Data</b>		
<b>IAVA</b>		
Total Certificates Issued to Date	<b>Total</b>	7,108
	Domestic	3,169
	International	3,939
<b>Participant Courses Completed</b>		
Participant Courses Completed	<b>Total</b>	879
	Domestic	430
	International	449
<b>Lead Instructor</b>		
Lead Instructor Certificates to Date	<b>Total</b>	86
	Domestic	58
	International	28
<b>LI Courses Completed</b>		
LI Courses Completed	<b>Total</b>	7
	Domestic	7
	International	0

### IAVA Total Certificates By Month

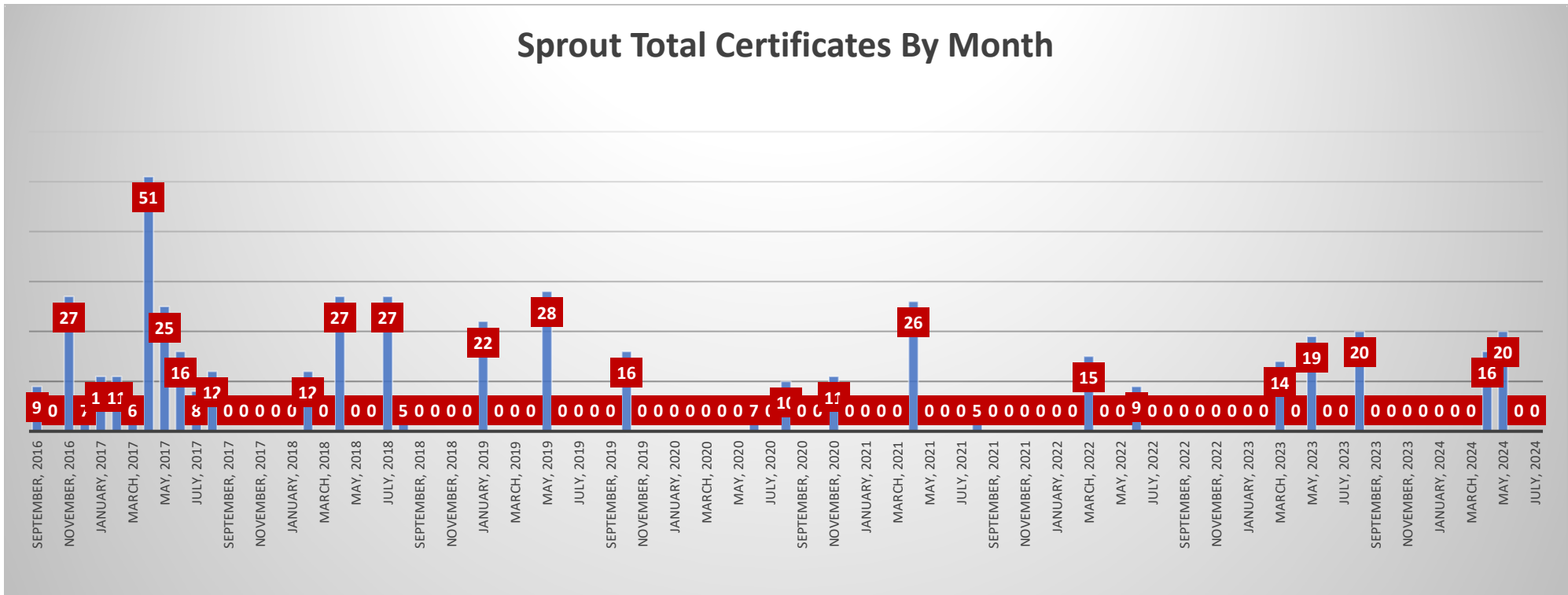


Data reported for the past 2-3 months are subject to change due to lag in submission of course rosters by instructors. Data reconciled quarterly.



<b>Cumulative Sprout Data</b>		
<b>Sprout</b>		
Total Certificates Issued to Date	<b>Total</b>	492
	Domestic	462
	International	30
Part 2 Certificates Issued <small>Part 2 certificate totals included with total certificates issued</small>	<b>Total</b>	261
	Domestic	258
	International	3
<b>Participant Courses Completed</b>		
Participant Courses Completed	<b>Total</b>	41
	Domestic	41
	International	0
<b>Sprout Blended</b>		
Part 1 Course Completions	<b>Total</b>	318
	Domestic	315
	International	3
Part 2 Course Completions	<b>Total</b>	21
	Domestic	21
	International	0
<b>Lead Instructor Certificates to Date</b>		
Lead Instructor Certificates to Date	<b>Total</b>	40
	Domestic	37
	International	3
<b>LI Courses Completed</b>		
LI Courses Completed	<b>Total</b>	9
	Domestic	9
	International	0

### Sprout Total Certificates By Month



Data reported for the past 2-3 months are subject to change due to lag in submission of course rosters by instructors. Data reconciled quarterly.

<b>Intentional Adulteration</b>		
Food Defense Awareness for the IA Rule	Number of times accessed	<b>297,902</b>
Food Defense Awareness for the IA Rule: Spanish	Number of times accessed	<b>40,993</b>
Overview of the Intentional Adulteration Rule (IA Rule)	Number of times accessed	<b>81,988</b>
<b>FSPCA IA Conducting Vulnerability Assessments using Key Activity Types</b>		
FSPCA IA Conducting Vulnerability Assessments using Key Activity Types	Completed	3,703
FSPCA IA Identification and Explanation of Mitigation Strategies	Completed	3,416
FSPCA IA Food Defense Plan Preparation and Reanalysis	Completed	1,816
<b>Current Good Manufacturing Practices (CGMPs) for Animal Food Production</b>		
	<b>Total</b>	<b>105</b>
	Domestic	101
	International	4