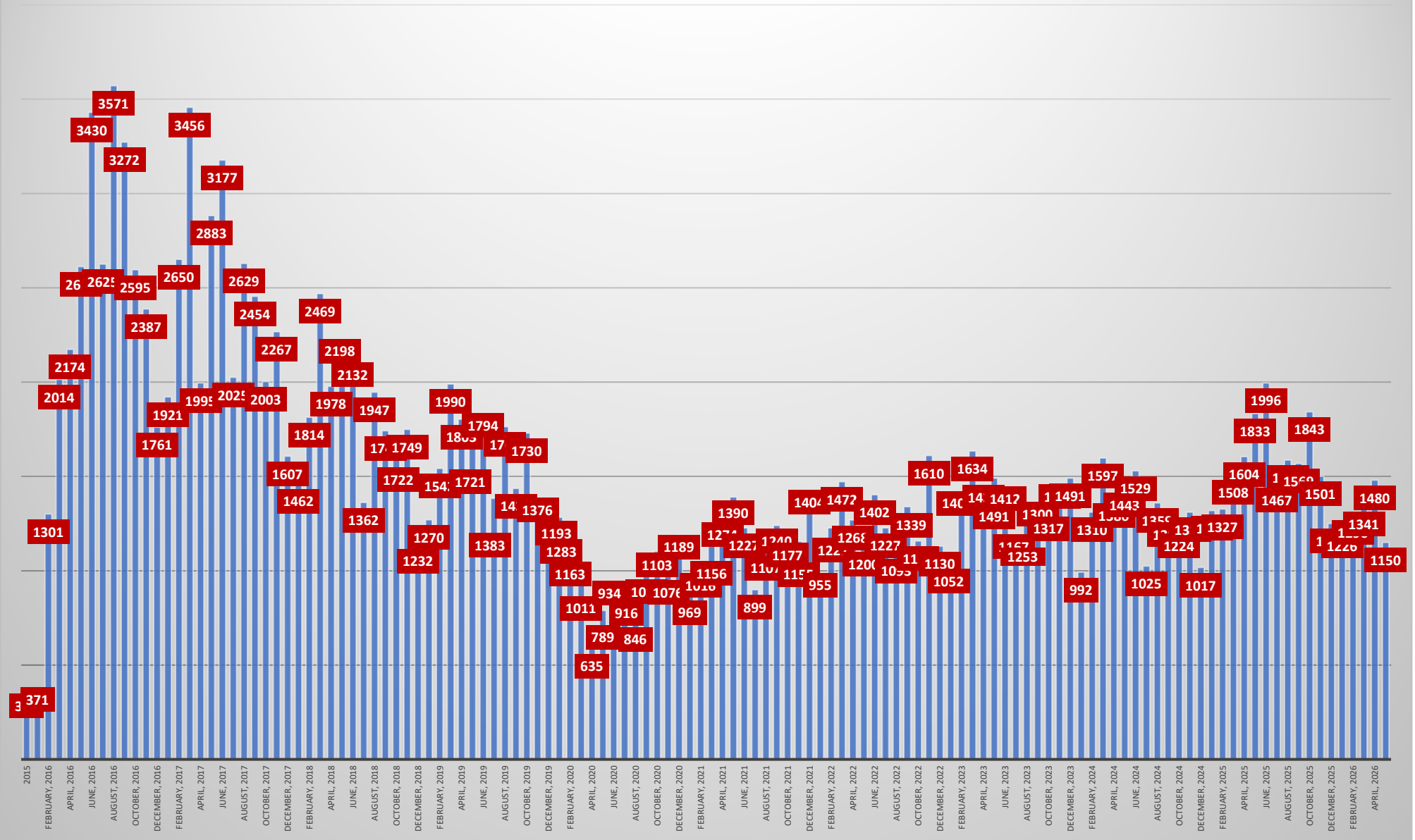


<b>Cumulative Human Food Data</b>		
<b>Human Food</b>		
Total Certificates Issued to Date	<b>Total</b>	196,679
	Domestic	112,416
	International	84,263
V2.0 Certificates Issued to Date	<b>Total</b>	22,654
	Domestic	11,370
	International	11,284
Certificates Issued Asynchronously Asynchronous certificate totals included with total certificates issued	<b>Total</b>	7,125
	V2.0	971
Part 2 Certificates Issued Part 2 certificate totals included with total certificates issued	<b>Total</b>	6,840
	Domestic	6,245
	International	595
Part 2 V2.0 Certificates Issued Part 2 certificate totals included with total certificates issued	<b>Total</b>	370
	Domestic	321
	International	49
Participant Courses Completed	<b>Total</b>	17,347
	Domestic	9,267
	International	8,080
HF v2.0 Courses completed HF v2.0 course totals included with participant courses completed (includes Pilot)	<b>Total</b>	2,105
	Domestic	1,078
	International	1,027

<b>Cumulative Human Food Data, continued</b>		
<b>Human Food Blended</b>		
Part 1 Course Completions	<b>Total</b>	7,614
	Domestic	6,963
	International	651
Part 1 V2.0 Course Completions	<b>Total</b>	530
	Domestic	482
	International	48
Part 2 Courses Completed	<b>Total</b>	1,388
	Domestic	1,264
	International	124
Part 2 V2.0 Courses Completed	<b>Total</b>	135
	Domestic	127
	International	8

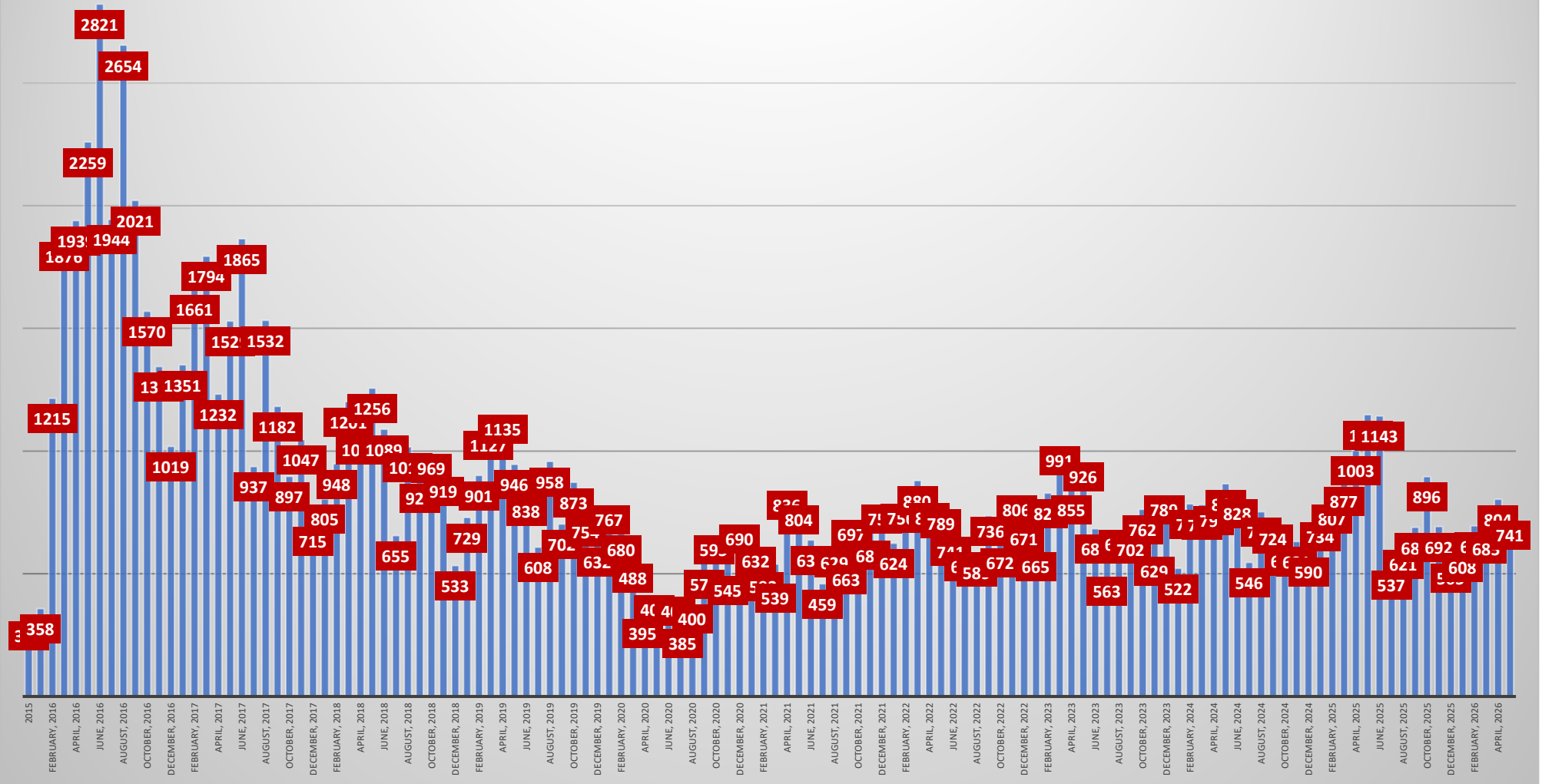
<b>Cumulative Human Food Data, continued</b>		
<b>Lead Instructor</b>		
Lead Instructor Certificates to Date	<b>Total</b>	2,367
	Domestic	1,413
	International	954
v2.0 Lead Instructor Certificates to Date <small>HF v2.0 certificate total are included with lead instructor certificates issued to date</small>	<b>Total</b>	74
	Domestic	55
	International	0
v2.0 Refresher Certificates to Date <small>HF v2.0 certificate total are included with total certificates issued</small>	<b>Total</b>	1,056
	Domestic	619
	International	437
<b>LI Courses Completed</b>		
LI Courses Completed	<b>Total</b>	114
	Domestic	76
	International	38
LI v2.0 Refresher Courses Completed	<b>Total</b>	63
	Domestic	60
	International	3
LI v2.0 Courses Completed <small>HF v2.0 certificate total are included with total certificates issued</small>	<b>Total</b>	5
	Domestic	5
	International	0

### Human Food Total PCQI Certificates By Month



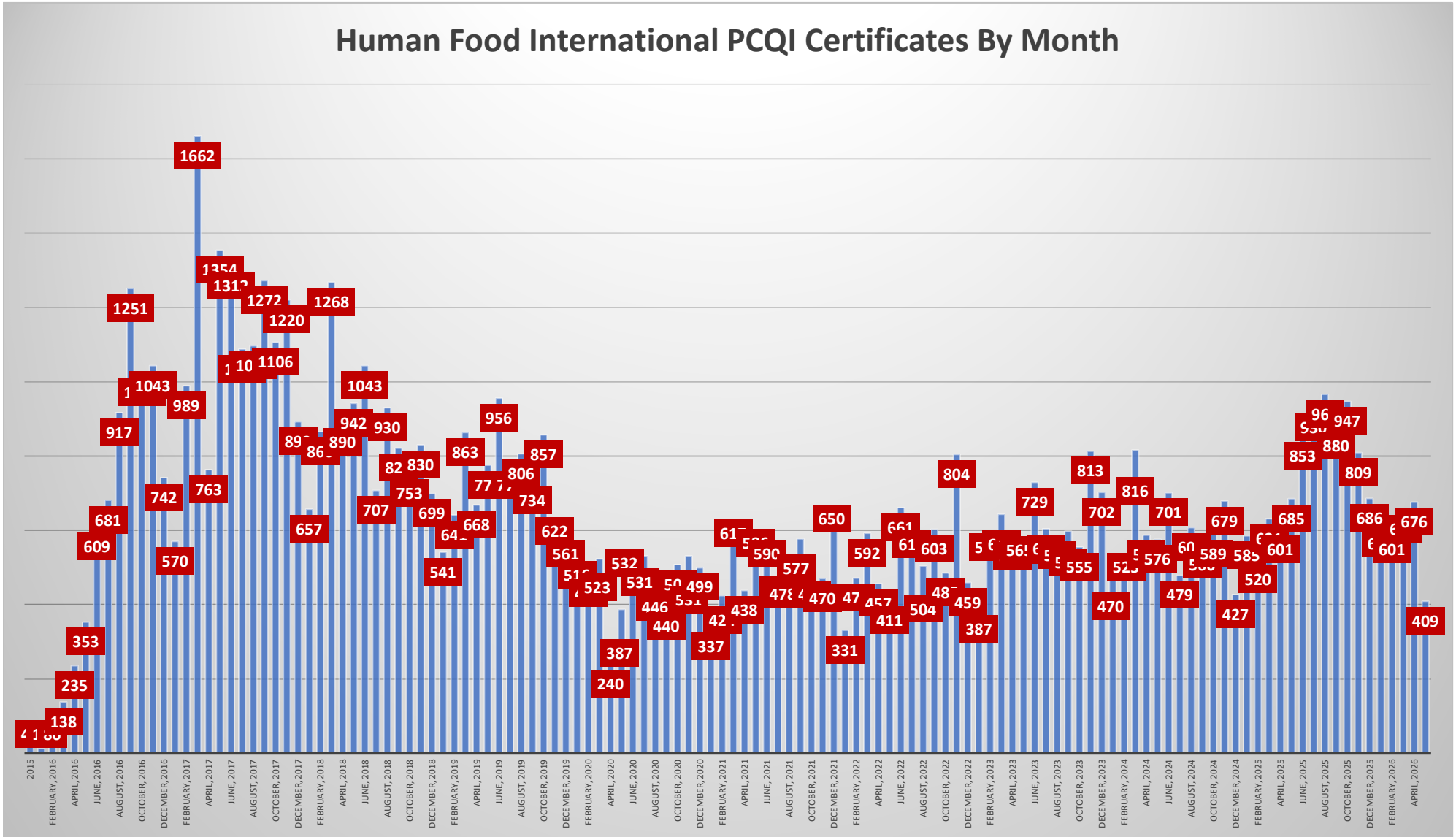
Data reported for the past 2-3 months are subject to change due to lag in submission of course rosters by instructors. Data reconciled quarterly.

### Human Food Domestic PCQI Certificates By Month



Data reported for the past 2-3 months are subject to change due to lag in submission of course rosters by instructors. Data reconciled quarterly.

### Human Food International PCQI Certificates By Month



Data reported for the past 2-3 months are subject to change due to lag in submission of course rosters by instructors. Data reconciled quarterly.

<b>Human Food Data By Country</b>			
<b>Country</b>	<b>Lead instructors</b>	<b>Courses Completed</b>	<b>Certificates Issued</b>
Afghanistan	0	0	2
Albania	0	0	2
Algeria	0	0	5
American Samoa	0	0	2
Andorra	0	0	1
Antigua and Barbuda	0	1	3
Argentina	14	92	1,162
Armenia	0	0	3
Australia	3	8	87
Austria	0	3	99
Azerbaijan	0	0	2
Bahamas	0	1	24
Bangladesh	3	1	51
Barbados	10	13	133
Belgium	5	33	201
Belize	0	3	38
Benin	1	4	33
Bhutan	0	0	1
Bolivia	0	6	166
Bosnia and Herzegovina	0	0	27
Botswana	0	0	2
Brazil	10	166	1,533
Bulgaria	1	6	35
Burkina Faso	0	0	3
Burundi	1	0	4
Cambodia	0	5	54
Cameroon	0	0	16
Canada	51	544	4,708
Cape Verde	0	0	4
Cayman Islands	1	0	8
Chile	21	215	2,062
China	110	450	6,500
Cocos (Keeling) Islands	0	0	1

<b>Human Food Data By Country, continued</b>			
<b>Country</b>	<b>Lead instructors</b>	<b>Courses Completed</b>	<b>Certificates Issued</b>
Colombia	26	185	2,872
Congo, The Democratic Republic of the	0	0	2
Costa Rica	15	117	1,152
Cote d'Ivoire	0	11	66
Croatia	1	10	45
Cuba	0	1	24
Cyprus	1	1	22
Czech Republic	0	0	9
Denmark	3	22	196
Dominica	0	1	1
Dominican Republic	13	65	723
Ecuador	27	175	1,860
Egypt	7	26	246
El Salvador	13	49	424
Estonia	0	0	5
Eswatini	0	0	2
Ethiopia	1	1	19
Fiji	0	3	58
Finland	0	1	17
France	12	261	1,513
Gambia	1	1	29
Georgia	0	2	10
Germany	5	135	1,229
Ghana	10	2	48
Greece	5	51	422
Grenada	0	1	27
Guadeloupe	0	0	1
Guam	1	0	1
Guatemala	31	118	1,705
Guyana	0	4	67

<b>Human Food Data By Country, continued</b>			
<b>Country</b>	<b>Lead instructors</b>	<b>Courses Completed</b>	<b>Certificates Issued</b>
Haiti	2	5	49
Honduras	11	37	702
Hong Kong	1	7	14
Hungary	2	14	49
Iceland	0	0	2
India	129	460	4,012
Indonesia	4	120	739
Ireland	4	64	563
Israel	2	22	554
Italy	35	630	5,378
Jamaica	13	78	641
Japan	25	349	3,898
Jordan	0	1	11
Kazakhstan	0	0	1
Kenya	10	10	146
Korea, Democratic People's Republic of	0	0	32
Korea, Republic of	8	112	1,698
Kuwait	0	0	3
Latvia	0	0	3
Lebanon	3	7	167
Liberia	0	0	1
Liechtenstein	0	0	2
Lithuania	1	11	92
Luxembourg	0	3	37
Madagascar	2	17	161
Malawi	0	0	10
Malaysia	7	130	1,213
Maldives	0	1	17
Mali	0	0	1
Malta	0	0	1
Mauritius	1	4	51

<b>Human Food Data By Country, continued</b>			
<b>Country</b>	<b>Lead instructors</b>	<b>Courses Completed</b>	<b>Certificates Issued</b>
Mexico	102	1,104	13,603
Micronesia, Federated States of	0	0	1
Monaco	0	0	2
Morocco	0	8	208
Mozambique	0	0	3
Myanmar	0	0	5
Nepal	2	0	2
Netherlands	6	103	752
New Zealand	0	2	55
Nicaragua	1	14	247
Nigeria	1	0	40
North Macedonia	0	0	21
Norway	0	6	83
Oman	0	0	16
Pakistan	2	17	90
Panama	3	4	126
Papua New Guinea	0	0	5
Paraguay	10	18	374
Peru	46	203	2,150
Philippines	4	46	674
Poland	2	57	447
Portugal	2	32	350
Puerto Rico	0	2	58
Qatar	0	3	10
Romania	1	0	10
Russian Federation	0	0	5
Rwanda	0	0	46
Saint Lucia	1	0	3
Saint Martin	0	0	1

<b>Human Food Data By Country, continued</b>			
<b>Country</b>	<b>Lead instructors</b>	<b>Courses Completed</b>	<b>Certificates Issued</b>
Saint Vincent and the Grenadines	0	1	1
Saudi Arabia	0	1	51
Senegal	0	0	1
Serbia	0	0	33
Singapore	2	18	240
Slovakia	0	0	7
Slovenia	0	1	20
South Africa	1	5	115
Spain	24	450	3,858
Sri Lanka	3	25	223
Sudan	0	0	6
Sweden	0	2	41
Switzerland	1	23	242
Taiwan	10	130	2,126
Tanzania, United Republic of	1	2	10
Thailand	23	330	3,939
Tonga	0	0	5
Trinidad and Tobago	10	44	322
Tunisia	0	1	43
Türkiye	6	1	930
Turks and Caicos Islands	0	0	1
Uganda	3	0	18
Ukraine	1	0	12
United Arab Emirates	4	2	63
United Kingdom	9	60	530
United States	1,413	9,240	112,416
Uruguay	0	15	175
Uzbekistan	1	0	1
Venezuela	0	0	44
Vietnam	8	158	1,797
Zambia	1	0	5
Zimbabwe	0	0	2

### Cumulative Animal Food Data

#### Animal Food

Total Certificates Issued to Date	<b>Total</b>	18,988
	Domestic	16,745
	International	2,243
Certificates Issued Asynchronously <small>Asynchronous certificate totals are included with total certificates issued</small>	<b>Total</b>	522
Part 2 Certificates Issued <small>Part 2 certificate totals are included with total certificates issued</small>	<b>Total</b>	933
	Domestic	902
	International	31

Participant Courses Completed	<b>Total</b>	1,700
	Domestic	1,448
	International	252

#### Animal Food Blended

Part 1 Course Completions	<b>Total</b>	1,048
	Domestic	1,014
	International	34
Part 2 Courses Completed	<b>Total</b>	192
	Domestic	191
	International	1

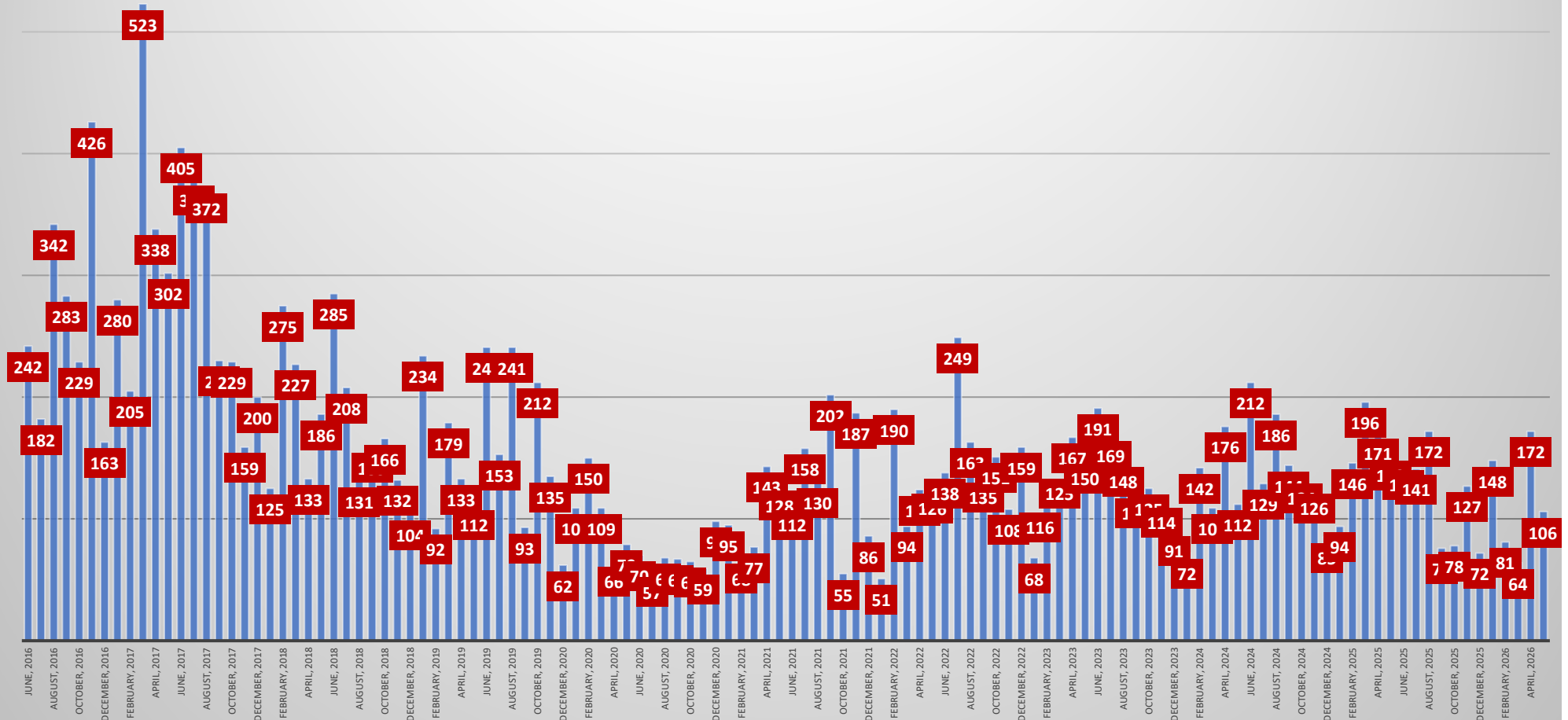
#### Lead Instructor

Lead Instructor Certificates to Date	<b>Total</b>	367
	Domestic	290
	International	77

LI Courses Completed	<b>Total</b>	19
	Domestic	15
	International	4

Current Good Manufacturing Practices (CGMPs) for Animal Food Production	<b>Total</b>	137
	Domestic	131
	International	6

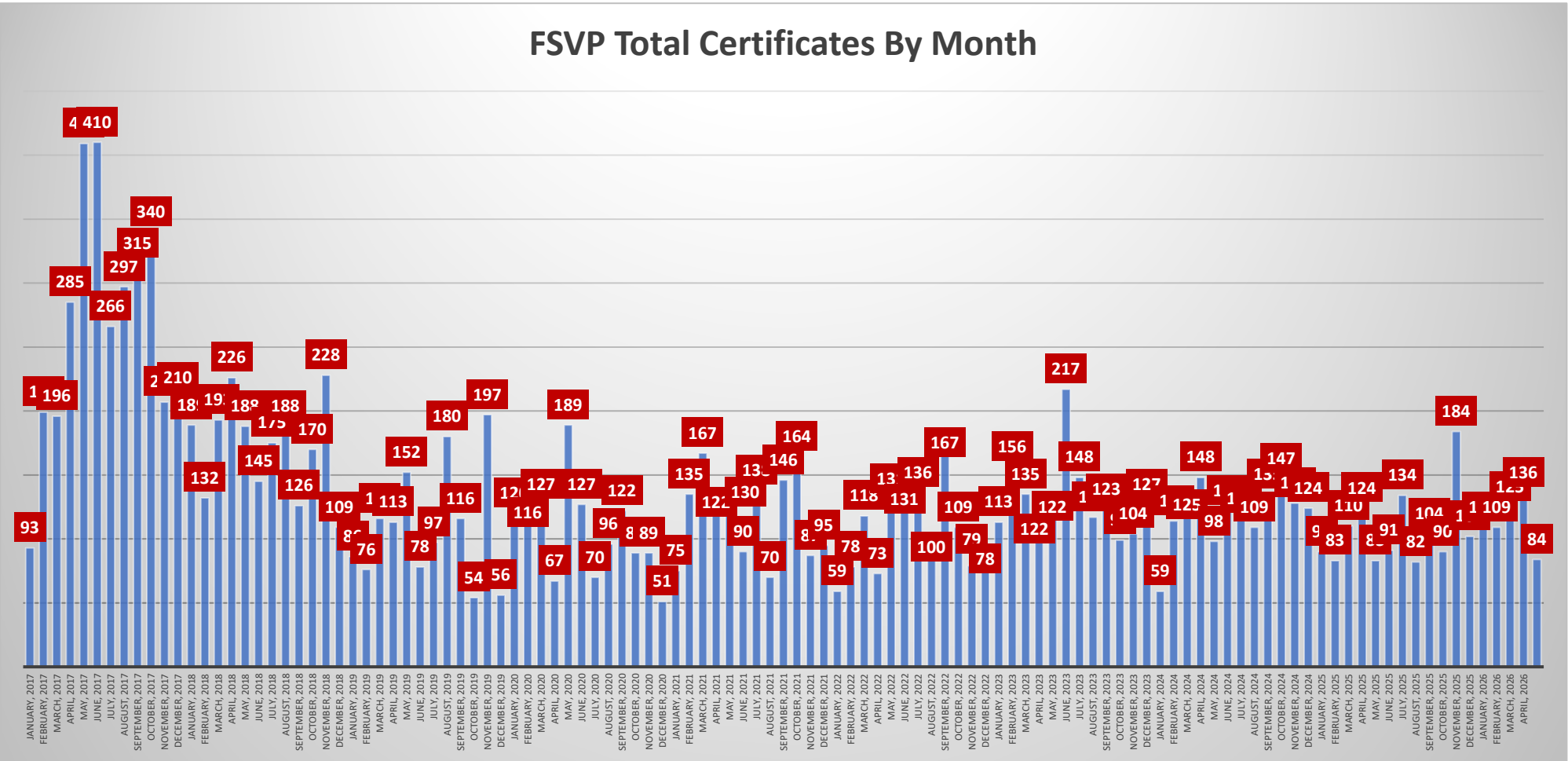
### Animal Food Total PCQI Certificates By Month



Data reported for the past 2-3 months are subject to change due to lag in submission of course rosters by instructors. Data reconciled quarterly.

<b>Cumulative FSVP Data</b>		
<b>FSVP</b>		
Total Certificates Issued to Date	<b>Total</b>	15,406
	Domestic	12,674
	International	2,732
Certificates Issued Asynchronously <small>Asynchronous certificate totals included with total certificates issued</small>	<b>Total</b>	1,211
	Domestic	
	International	
Part 2 Certificates Issued <small>Part 2 certificate totals included with total certificates issued</small>	<b>Total</b>	603
	Domestic	564
	International	39
<b>Participant Courses Completed</b>		
Participant Courses Completed	<b>Total</b>	1,855
	Domestic	1,555
	International	300
<b>FSVP Blended</b>		
Part 1 Course Completions	<b>Total</b>	749
	Domestic	690
	International	59
Part 2 Courses Completed	<b>Total</b>	192
	Domestic	190
	International	2
<b>Lead Instructor</b>		
Lead Instructor Certificates to Date	<b>Total</b>	390
	Domestic	325
	International	65
LI Courses Completed	<b>Total</b>	19
	Domestic	19
	International	0

### FSVP Total Certificates By Month



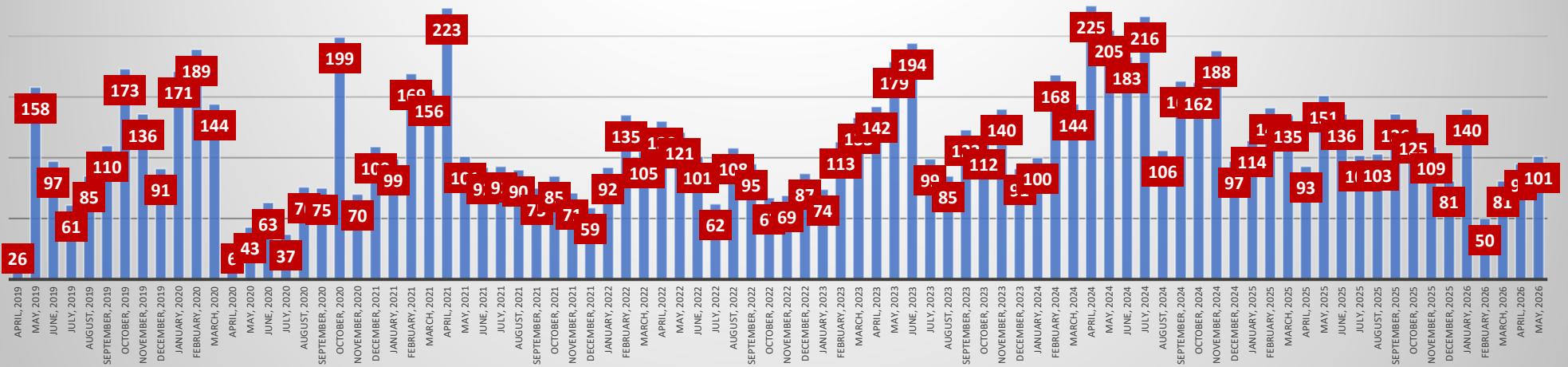
Data reported for the past 2-3 months are subject to change due to lag in submission of course rosters by instructors. Data reconciled quarterly.

Cumulative IAVA Data		
<b>IAVA</b>		
Total Certificates Issued to Date	<b>Total</b>	9,939
	Domestic	4,112
	International	5,827
<b>Participant Courses Completed</b>		
Participant Courses Completed	<b>Total</b>	1,275
	Domestic	571
	International	704
<b>Lead Instructor</b>		
Lead Instructor Certificates to Date	<b>Total</b>	106
	Domestic	69
	International	37
<b>LI Courses Completed</b>		
LI Courses Completed	<b>Total</b>	9
	Domestic	9
	International	0

**Cumulative IAVA Data, continued**

<b>Intentional Adulteration</b>		
Food Defense Awareness for the IA Rule	Number of times accessed	382,303
Food Defense Awareness for the IA Rule: Spanish	Number of times accessed	63,460
Overview of the Intentional Adulteration Rule (IA Rule)	Number of times accessed	113,833
<b>FSPCA IA Conducting Vulnerability Assessments using Key Activity Types</b>		
FSPCA IA Conducting Vulnerability Assessments using Key Activity Types	Completed	4,388
FSPCA IA Identification and Explanation of Mitigation Strategies	Completed	4,043
FSPCA IA Food Defense Plan Preparation and Reanalysis	Completed	2,492

### IAVA Total Certificates By Month



Data reported for the past 2-3 months are subject to change due to lag in submission of course rosters by instructors. Data reconciled quarterly.

### Cumulative Food Traceability Rule Training for the Food Industry Data

#### FTR

Total Certificates Issued to Date	<b>Total</b>	105
	Domestic	80
	International	25

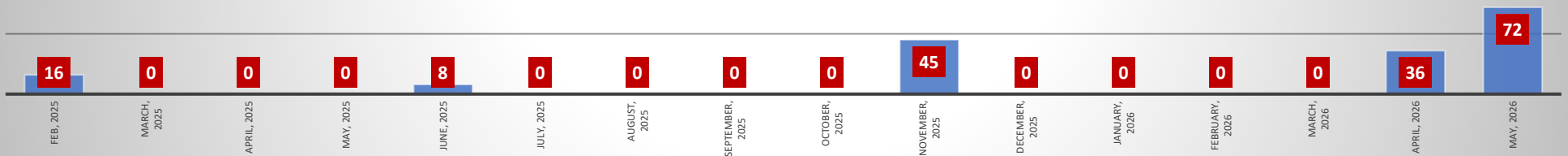
Participant Courses Completed	<b>Total</b>	34
	Domestic	27
	International	7

#### Lead Instructor

Lead Instructor Certificates to Date	<b>Total</b>	100
	Domestic	77
	International	23

LI Courses Completed	<b>Total</b>	5
	Domestic	5
	International	0

### FTR Total Certificates By Month



Data reported for the past 2-3 months are subject to change due to lag in submission of course rosters by instructors. Data reconciled quarterly.

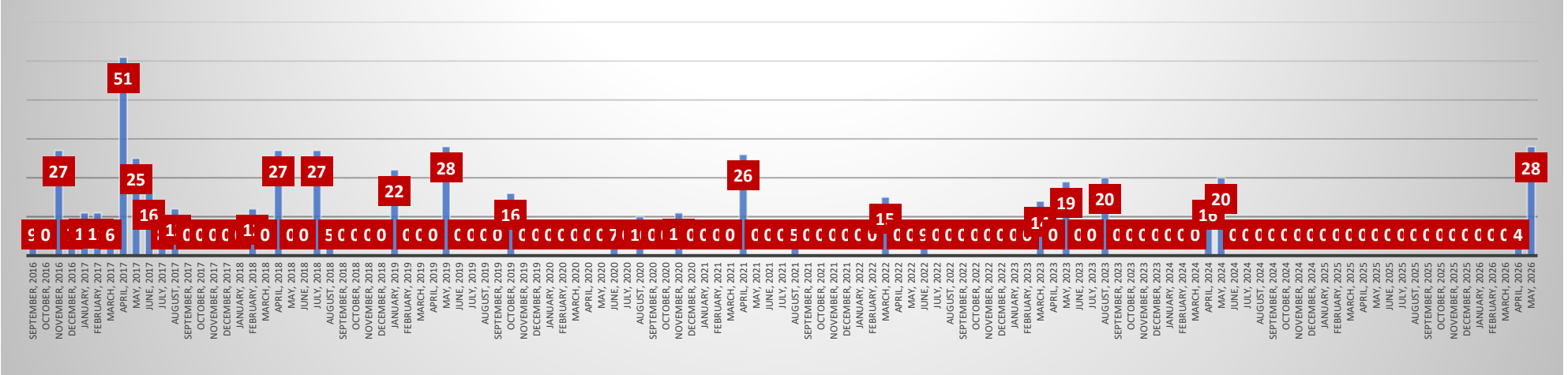
<b>Cumulative Sprout Data</b>		
<b>Sprout</b>		
Total Certificates Issued to Date	<b>Total</b>	524
	Domestic	494
	International	30
V3.0 Certificates Issued to Date	<b>Total</b>	32
	Domestic	32
	International	0
<b>Participant Courses Completed</b>		
Participant Courses Completed	<b>Total</b>	45
	Domestic	43
	International	2
V3.0 Participant Courses Completed	<b>Total</b>	2
	Domestic	2
	International	0
<b>Sprout Blended</b>		
Part 1 Course Completions	<b>Total</b>	336
	Domestic	333
	International	3
Part 2 Course Completions	<b>Total</b>	21
	Domestic	21
	International	0
Part 2 Certificates Issued	<b>Total</b>	261
	Domestic	258
	International	3

**Cumulative Sprout Data, continued**

**Lead Instructor**

Lead Instructor Certificates to Date	<b>Total</b>	44
	Domestic	41
	International	3
V3.0 Lead Instructor Certificates to Date	<b>Total</b>	4
	Domestic	4
	International	0
LI Courses Completed	<b>Total</b>	10
	Domestic	10
	International	0
V3.0 LI Courses Completed	<b>Total</b>	1
	Domestic	1
	International	0

**Sprout Total Certificates By Month**



Data reported for the past 2-3 months are subject to change due to lag in submission of course rosters by instructors. Data reconciled quarterly.