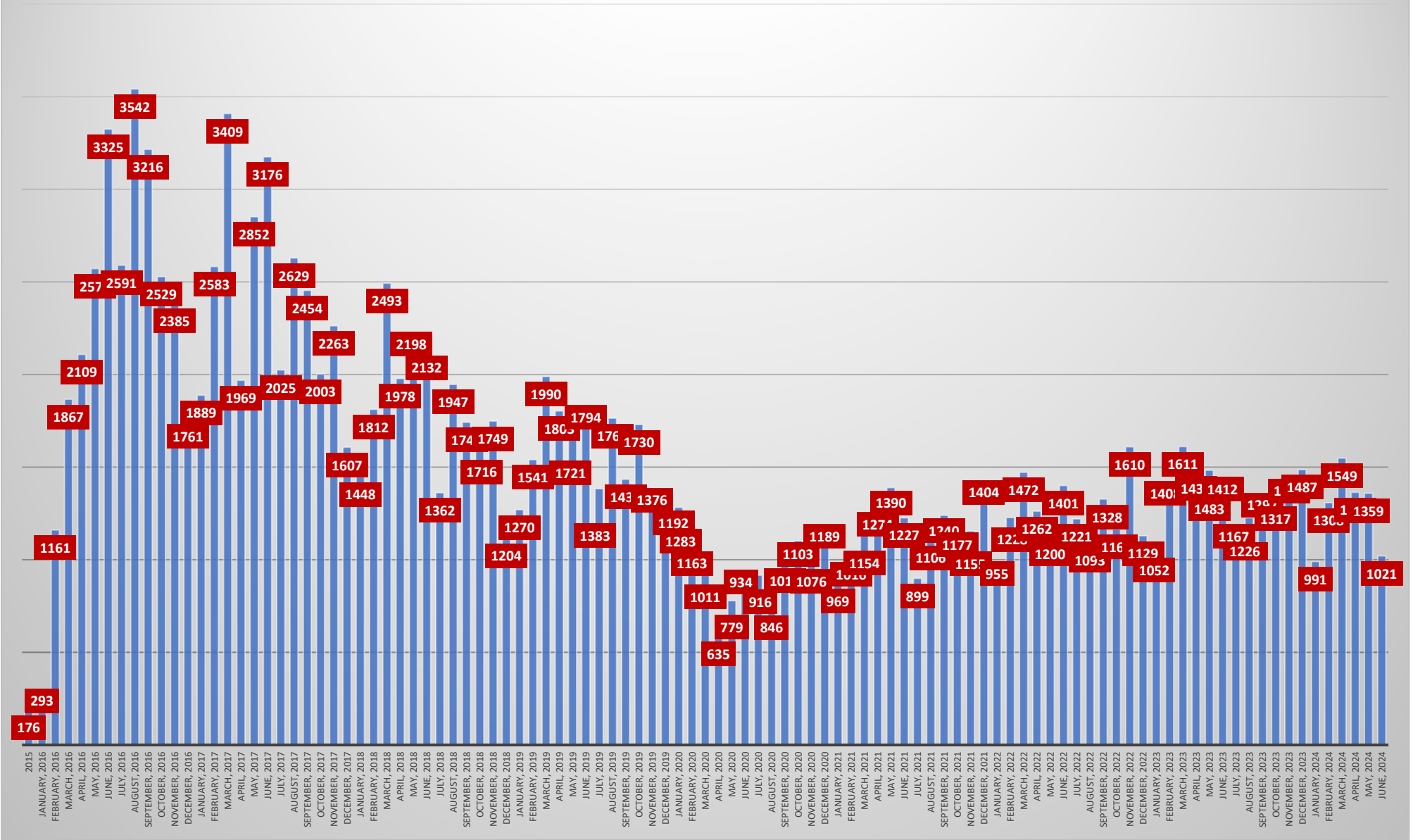


Cumulative Human Food Data		
Human Food		
Total Certificates Issued to Date	Total	162,173
	Domestic	94,142
	International	68,031
Certificates Issued Asynchronously Asynchronous certificate totals included with total certificates issued	Total	4,452
Part 2 Certificates Issued Part 2 certificate totals included with total certificates issued	Total	6,022
	Domestic	5,504
	International	518
Human Food v2.0 Certificates Issued (Pilot) HF v2.0 certificate totals included with total certificates issued	Total	18
	Domestic	18
	International	0
Participant Courses Completed		
Participant Courses Completed	Total	14,085
	Domestic	7,637
	International	6,448
Human Food v2.0 Pilot HF v2.0 course totals included with participant courses completed	Total	1
	Domestic	1
	International	0
v2.0 LI Courses Completed		
Part 1 Course Completions	Total	6,657
	Domestic	6,079
	International	578
Part 2 Courses Completed	Total	1,094
	Domestic	992
	International	102

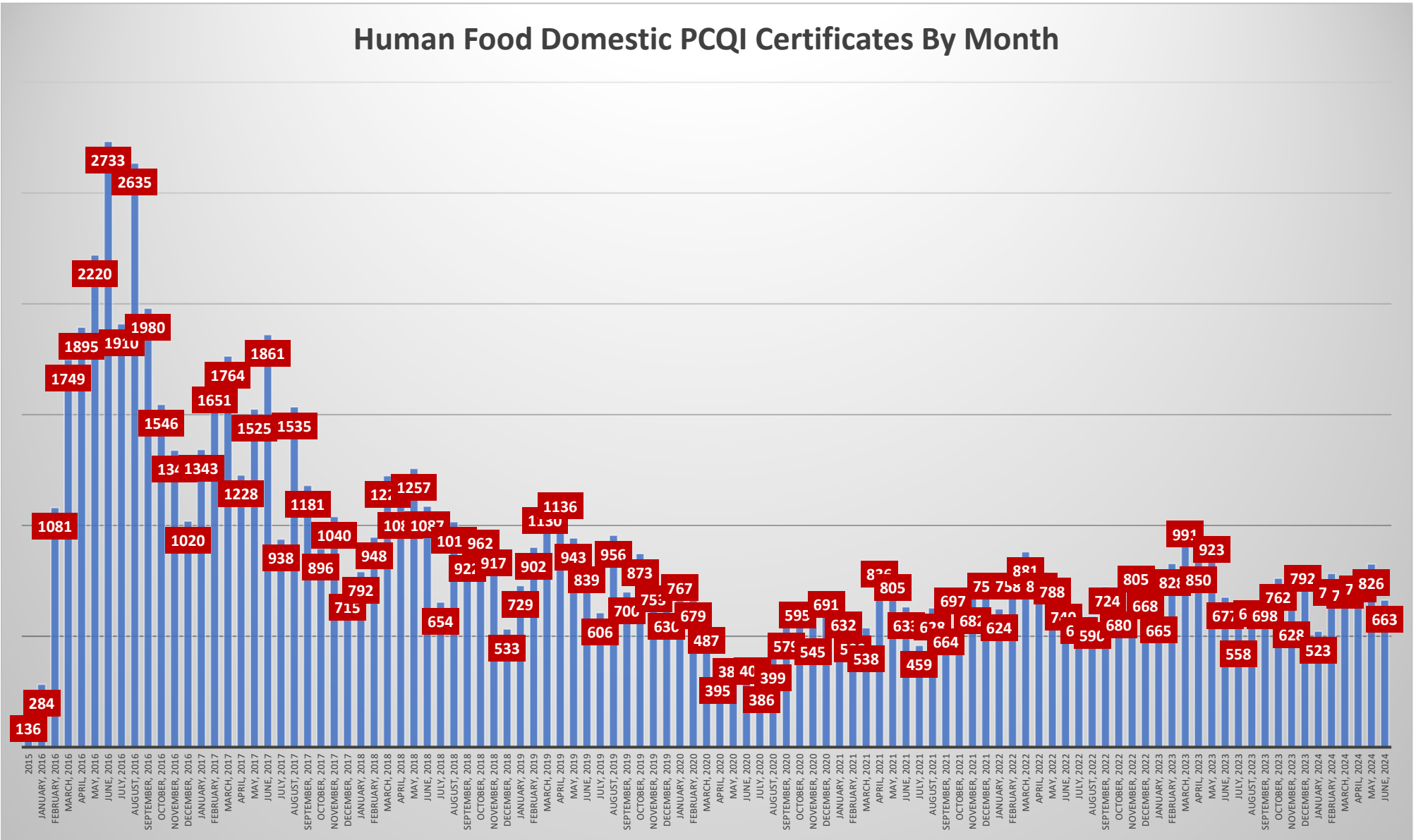
Lead Instructor		
Lead Instructor Certificates to Date	Total	2,293
	Domestic	1,365
	International	928
v2.0 Lead Instructor Certificates to Date HF v2.0 certificate total are included with lead instructor certificates issued to date	Total	0
	Domestic	0
	International	0
v2.0 Refresher Certificates to Date HF v2.0 certificate total are included with total certificates issued	Total	0
	Domestic	0
	International	0
LI Courses Completed	Total	109
	Domestic	71
	International	38
LI v2.0 Refresher Courses Completed	Total	0
	Domestic	0
	International	0
LI v2.0 Courses Completed HF v2.0 certificate total are included with total certificates issued	Total	0
	Domestic	0
	International	0

Human Food Total PCQI Certificates By Month



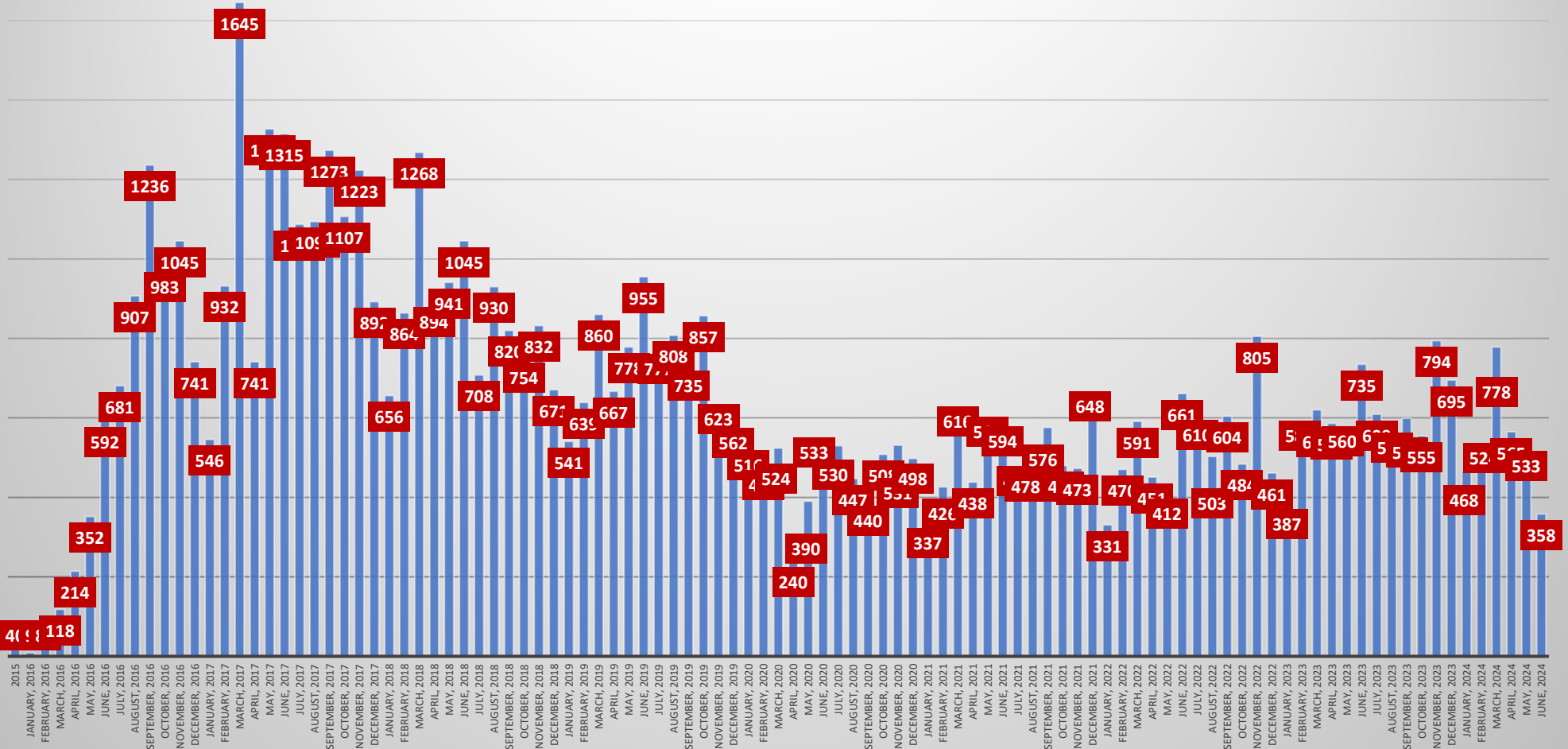
Data reported for the past 2-3 months are subject to change due to lag in submission of course rosters by instructors. Data reconciled quarterly.

Human Food Domestic PCQI Certificates By Month



Data reported for the past 2-3 months are subject to change due to lag in submission of course rosters by instructors. Data reconciled quarterly.

Human Food International PCQI Certificates By Month



Data reported for the past 2-3 months are subject to change due to lag in submission of course rosters by instructors. Data reconciled quarterly.

Human Food Data By Country			
Country	Lead instructors	Courses Completed	Certificates Issued
Afghanistan	0	0	2
Albania	0	0	2
Algeria	0	0	4
Andorra	0	0	1
Antigua and Barbuda	0	1	3
Argentina	14	86	997
Armenia	0	0	3
Australia	3	9	74
Austria	0	3	78
Azerbaijan	0	0	2
Bahamas	0	0	2
Bangladesh	3	1	51
Barbados	9	12	120
Belgium	4	19	162
Belize	0	3	37
Benin	1	2	32
Bolivia	0	6	149
Bosnia and Herzegovina	0	0	27
Botswana	0	0	2
Brazil	10	123	1,173
Bulgaria	1	4	23
Burkina Faso	0	0	3
Burundi	1	0	4
Cambodia	0	3	36
Cameroon	0	0	8
Canada	45	540	3,896
Cape Verde	0	0	4
Cayman Islands	1	0	8
Chile	21	150	1,706
China	107	337	5,121
Cocos (Keeling) Islands	0	0	1
Colombia	28	141	2,396
Congo, The Democratic Republic of the	0	0	1

Human Food Data By Country (cont.)			
Country	Lead instructors	Courses Completed	Certificates Issued
Costa Rica	13	90	969
Cote d'Ivoire	0	7	62
Croatia	1	12	40
Cuba	0	0	24
Cyprus	1	1	20
Czech Republic	0	0	6
Denmark	2	17	156
Dominican Republic	13	42	597
Ecuador	28	136	1,580
Egypt	6	15	190
El Salvador	11	32	306
Estonia	0	0	4
Eswatini	0	0	1
Ethiopia	1	1	18
Fiji	0	4	39
Finland	0	2	11
France	12	209	1,274
Gambia	1	1	29
Georgia	0	1	10
Germany	5	100	980
Ghana	10	2	32
Greece	6	55	346
Grenada	0	1	22
Guadeloupe	0	0	1
Guatemala	33	83	1,284
Guyana	0	4	62
Haiti	3	5	47
Honduras	9	30	506
Hong Kong	1	7	12

Human Food Data By Country (cont.)

Country	Lead instructors	Courses Completed	Certificates Issued
Hungary	2	9	42
India	131	286	2,862
Indonesia	3	83	605
Ireland	5	44	474
Israel	2	24	541
Italy	33	589	4,561
Jamaica	12	64	599
Japan	25	269	2,978
Jordan	0	1	11
Kenya	10	9	138
Korea, Democratic People's Republic of	0	0	35
Korea, Republic of	7	97	1,419
Latvia	0	0	2
Lebanon	3	8	161
Liberia	0	0	1
Liechtenstein	0	0	2
Lithuania	1	17	82
Luxembourg	0	4	38
Madagascar	2	9	118
Malawi	0	0	8
Malaysia	7	98	993
Maldives	0	1	17
Malta	0	0	1
Mauritius	1	3	51
Mexico	94	924	10,688
Micronesia, Federated States of	0	0	1
Monaco	0	0	2
Morocco	0	5	138
Mozambique	0	0	3
Myanmar	0	0	4

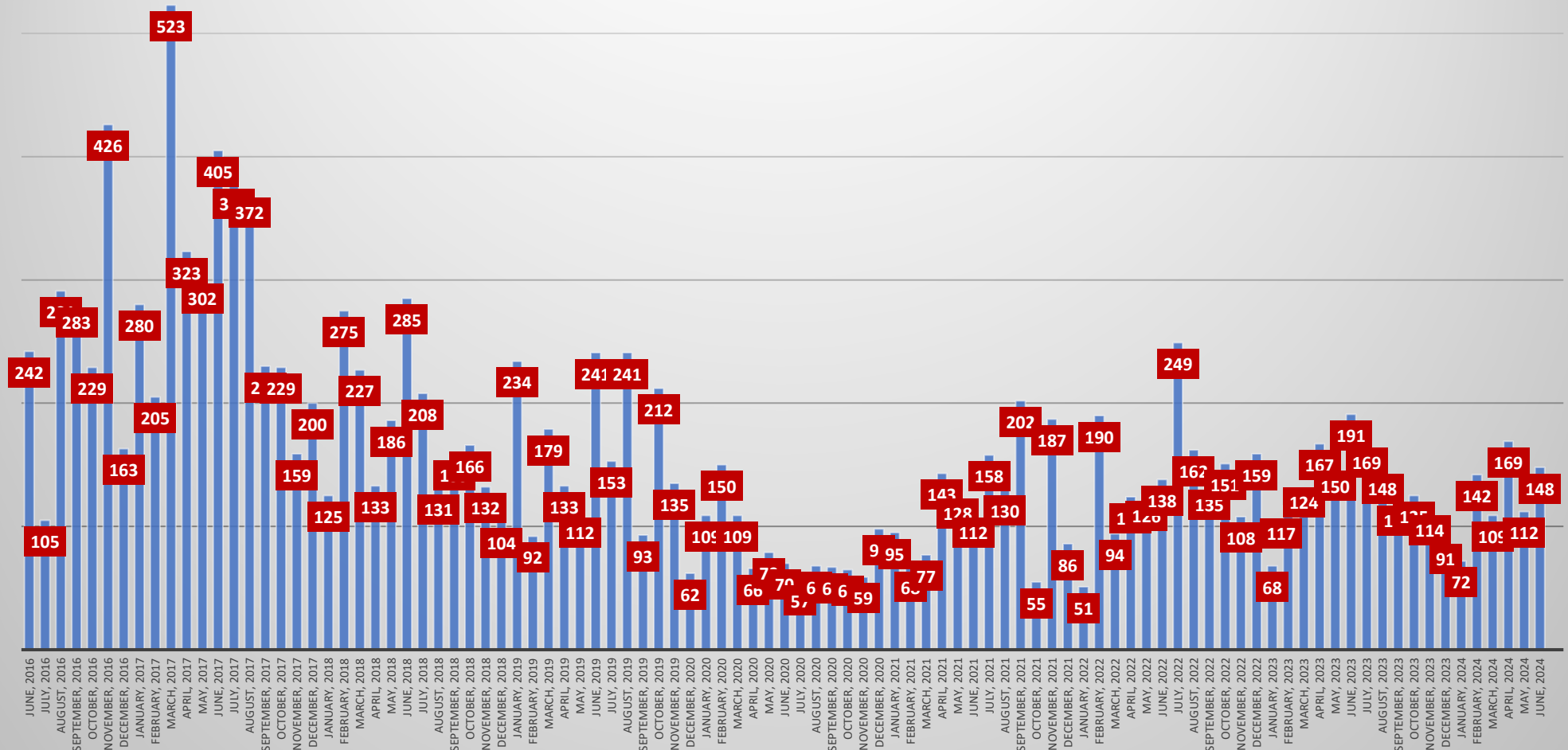
Human Food Data By Country (cont.)			
Country	Lead instructors	Courses Completed	Certificates Issued
Nepal	2	0	2
Netherlands	5	90	639
New Zealand	0	1	44
Nicaragua	0	12	238
Nigeria	1	0	38
North Macedonia	0	0	21
Norway	0	7	69
Oman	0	0	7
Pakistan	2	4	71
Panama	2	3	108
Papua New Guinea	0	0	2
Paraguay	10	19	362
Peru	46	157	1,742
Philippines	4	28	515
Poland	2	57	305
Portugal	2	24	268
Qatar	1	1	4
Romania	1	0	10
Russian Federation	0	0	5
Rwanda	0	0	46
Saint Lucia	1	0	2
Saudi Arabia	0	1	50
Senegal	0	0	1
Serbia	0	0	28
Singapore	2	17	220
Slovakia	0	0	7
Slovenia	0	1	13

Human Food Data By Country (cont.)

Country	Lead instructors	Courses Completed	Certificates Issued
South Africa	1	5	94
Spain	26	442	3,229
Sri Lanka	3	19	202
Sudan	0	0	6
Sweden	0	2	34
Switzerland	1	23	222
Taiwan	10	104	1,837
Tanzania, United Republic of	1	3	10
Thailand	23	288	3,127
Tonga	0	0	5
Trinidad and Tobago	9	31	261
Tunisia	0	2	40
Turkey	5	57	652
Turks and Caicos Islands	0	0	1
Uganda	3	0	17
Ukraine	1	0	11
United Arab Emirates	2	2	56
United Kingdom	10	63	470
United States	1,365	7,813	94,142
Uruguay	0	15	161
Uzbekistan	1	0	1
Venezuela	0	0	38
Vietnam	8	111	1,404
Zambia	1	0	5

Cumulative Animal Food Data		
Animal Food		
Total Certificates Issued to Date	Total	15,827
	Domestic	14,117
	International	1,710
Certificates Issued Asynchronously <small>Asynchronous certificate totals are included with total certificates issued</small>	Total	118
Part 2 Certificates Issued <small>Part 2 certificate totals are included with total certificates issued</small>	Total	682
	Domestic	664
	International	18
Participant Courses Completed		
Participant Courses Completed	Total	1,310
	Domestic	1,151
	International	159
Animal Food Blended		
Part 1 Course Completions	Total	777
	Domestic	755
	International	22
Part 2 Courses Completed	Total	150
	Domestic	149
	International	1
Lead Instructor		
Lead Instructor Certificates to Date	Total	362
	Domestic	287
	International	75
LI Courses Completed		
LI Courses Completed	Total	18
	Domestic	14
	International	4

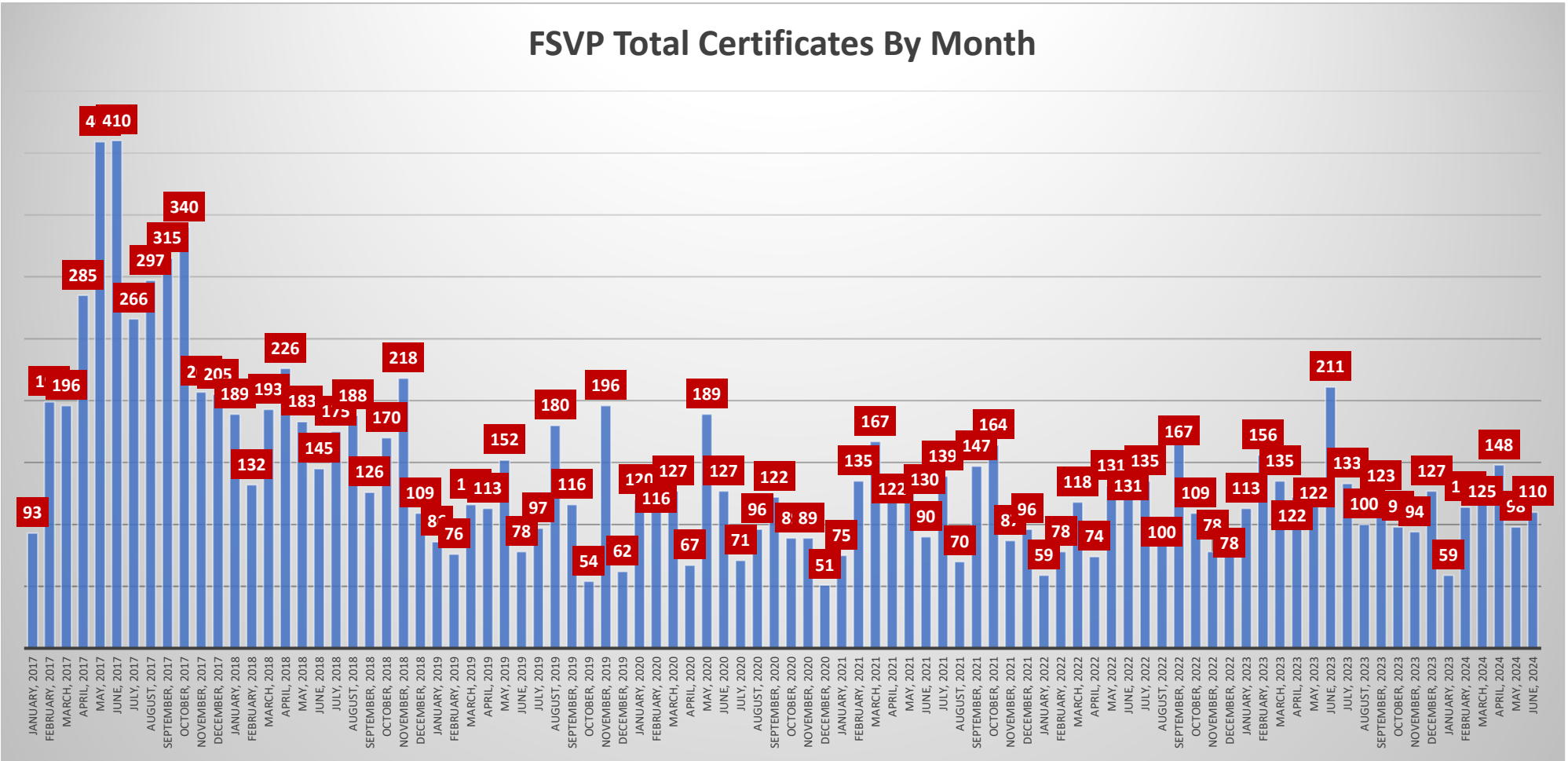
Animal Food Total PCQI Certificates By Month



Data reported for the past 2-3 months are subject to change due to lag in submission of course rosters by instructors. Data reconciled quarterly.

Cumulative FSVP Data		
FSVP		
Total Certificates Issued to Date	Total	12,734
	Domestic	10,668
	International	2,066
Certificates Issued Asynchronously <small>Asynchronous certificate totals included with total certificates issued</small>	Total	532
Part 2 Certificates Issued <small>Part 2 certificate totals included with total certificates issued</small>	Total	503
	Domestic	472
	International	31
Participant Courses Completed		
Participant Courses Completed	Total	1,522
	Domestic	1,283
	International	239
FSVP Blended		
Part 1 Course Completions	Total	618
	Domestic	567
	International	51
Part 2 Courses Completed	Total	144
	Domestic	144
	International	0
Lead Instructor		
Lead Instructor Certificates to Date	Total	379
	Domestic	318
	International	61
LI Courses Completed		
LI Courses Completed	Total	18
	Domestic	18
	International	0

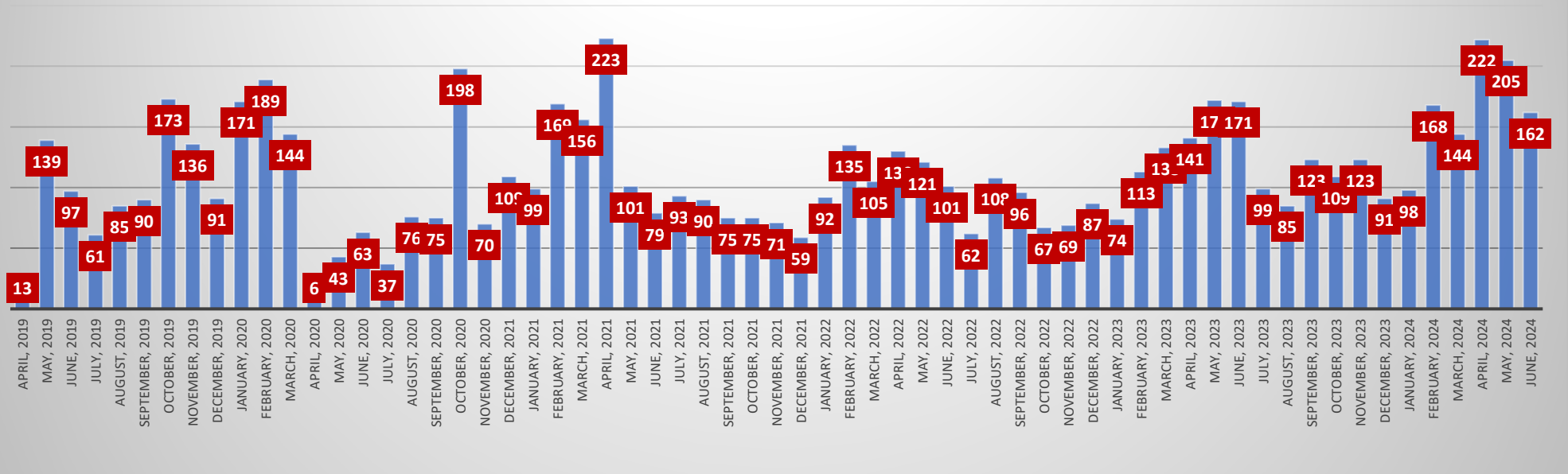
FSVP Total Certificates By Month



Data reported for the past 2-3 months are subject to change due to lag in submission of course rosters by instructors. Data reconciled quarterly.

Cumulative IAVA Data		
IAVA		
Total Certificates Issued to Date	Total	6,962
	Domestic	3,139
	International	3,823
Participant Courses Completed		
Participant Courses Completed	Total	861
	Domestic	425
	International	436
Lead Instructor		
Lead Instructor Certificates to Date	Total	86
	Domestic	58
	International	28
LI Courses Completed		
LI Courses Completed	Total	7
	Domestic	7
	International	0

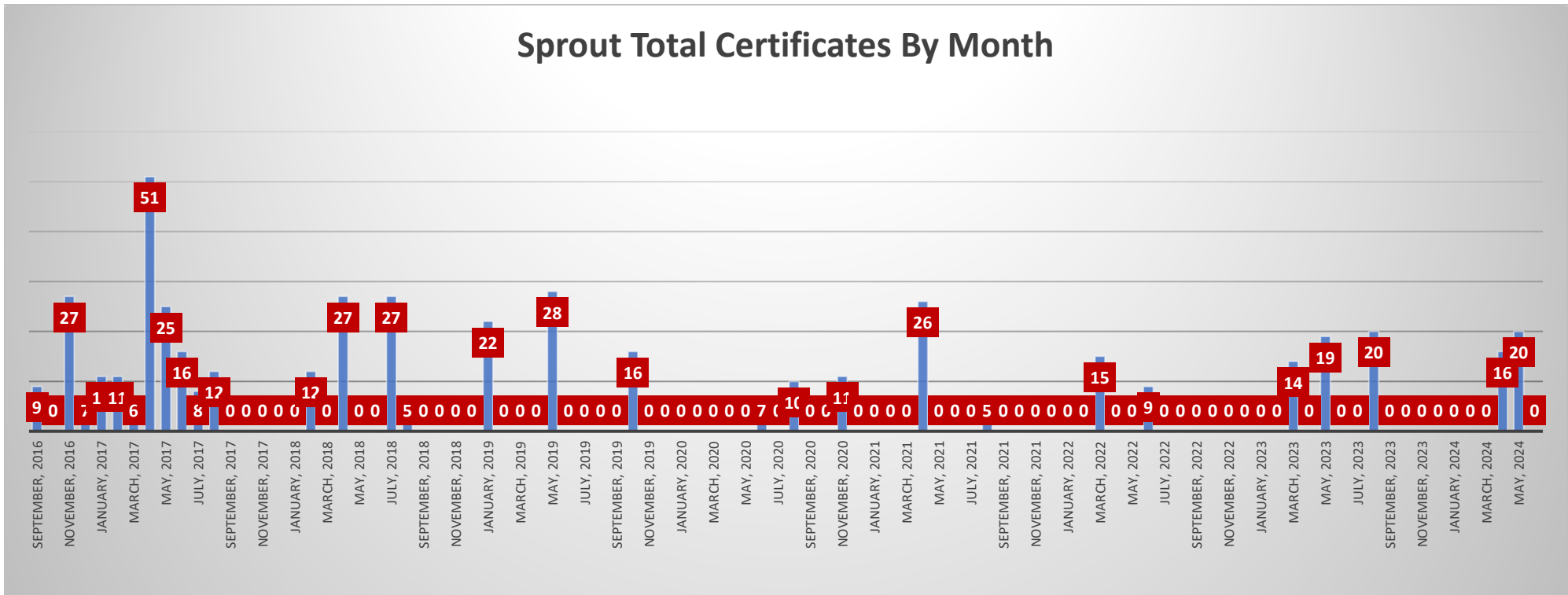
IAVA Total Certificates By Month



Data reported for the past 2-3 months are subject to change due to lag in submission of course rosters by instructors. Data reconciled quarterly.

Cumulative Sprout Data		
Sprout		
Total Certificates Issued to Date	Total	492
	Domestic	462
	International	30
Part 2 Certificates Issued <small>Part 2 certificate totals included with total certificates issued</small>	Total	261
	Domestic	258
	International	3
Participant Courses Completed		
Participant Courses Completed	Total	41
	Domestic	41
	International	0
Sprout Blended		
Part 1 Course Completions	Total	317
	Domestic	314
	International	3
Part 2 Course Completions	Total	21
	Domestic	21
	International	0
Lead Instructor Certificates to Date		
Lead Instructor Certificates to Date	Total	40
	Domestic	37
	International	3
LI Courses Completed		
LI Courses Completed	Total	9
	Domestic	9
	International	0

Sprout Total Certificates By Month



Data reported for the past 2-3 months are subject to change due to lag in submission of course rosters by instructors. Data reconciled quarterly.

Intentional Adulteration		
Food Defense Awareness for the IA Rule	Number of times accessed	293,146
Food Defense Awareness for the IA Rule: Spanish	Number of times accessed	40,189
Overview of the Intentional Adulteration Rule (IA Rule)	Number of times accessed	89,786
FSPCA IA Conducting Vulnerability Assessments using Key Activity Types	Completed	3,665
FSPCA IA Identification and Explanation of Mitigation Strategies	Completed	3,382
FSPCA IA Food Defense Plan Preparation and Reanalysis	Completed	1,783
Current Good Manufacturing Practices (CGMPs) for Animal Food Production	Total	105
	Domestic	101
	International	4