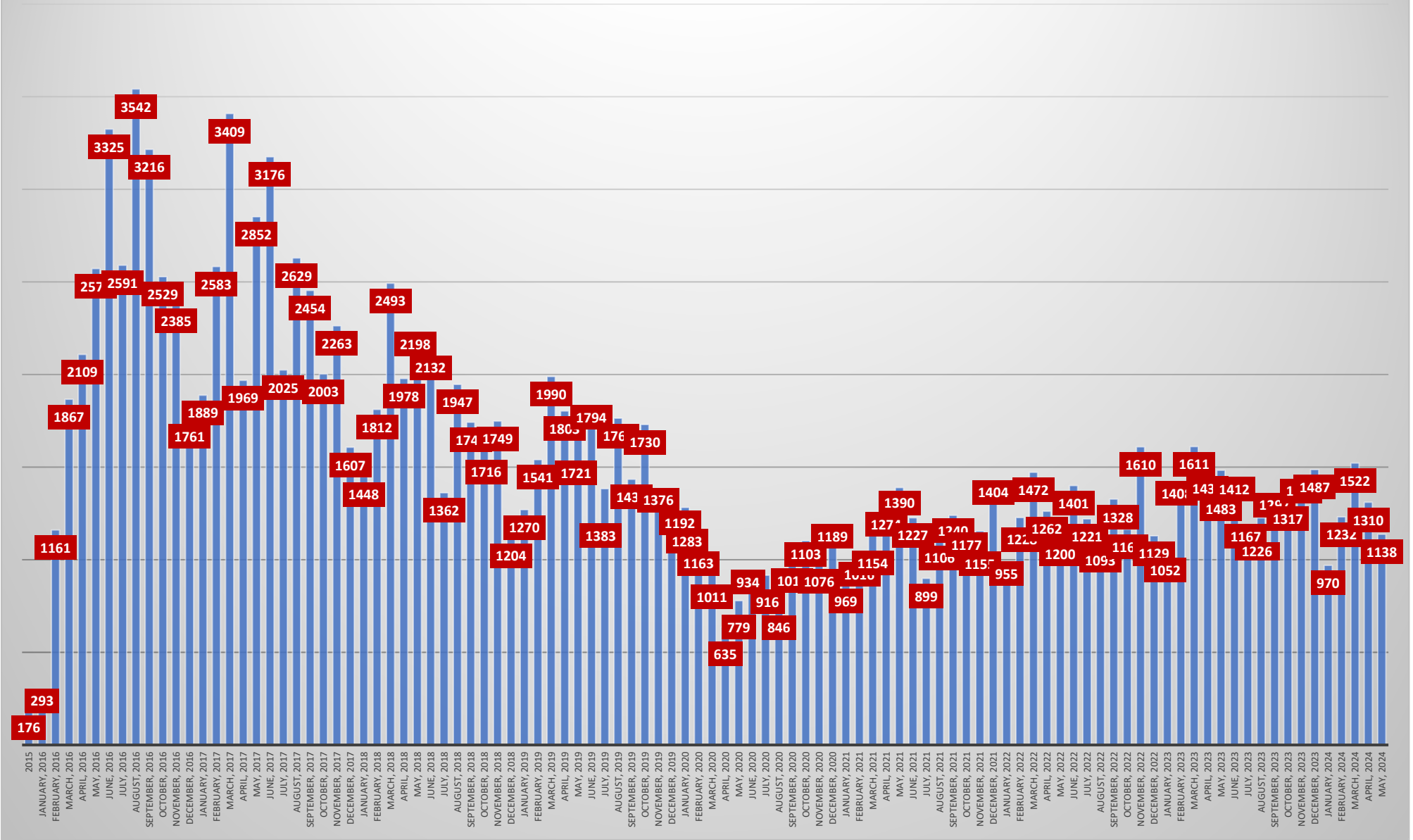


Cumulative Human Food Data		
Human Food		
Total Certificates Issued to Date	Total	160,840
	Domestic	93,378
	International	67,462
Certificates Issued Asynchronously Asynchronous certificate totals included with total certificates issued	Total	4,312
Part 2 Certificates Issued Part 2 certificate totals included with total certificates issued	Total	5,950
	Domestic	5,434
	International	516
Human Food v2.0 Certificates Issued (Pilot) HF v2.0 certificate totals included with total certificates issued	Total	18
	Domestic	18
	International	0
Participant Courses Completed		
Participant Courses Completed	Total	13,952
	Domestic	7,573
	International	6,379
Human Food v2.0 Pilot HF v2.0 course totals included with participant courses completed	Total	1
	Domestic	1
	International	0
v2.0 LI Courses Completed		
Part 1 Course Completions	Total	6,611
	Domestic	6,036
	International	575
Part 2 Courses Completed	Total	1,077
	Domestic	977
	International	100

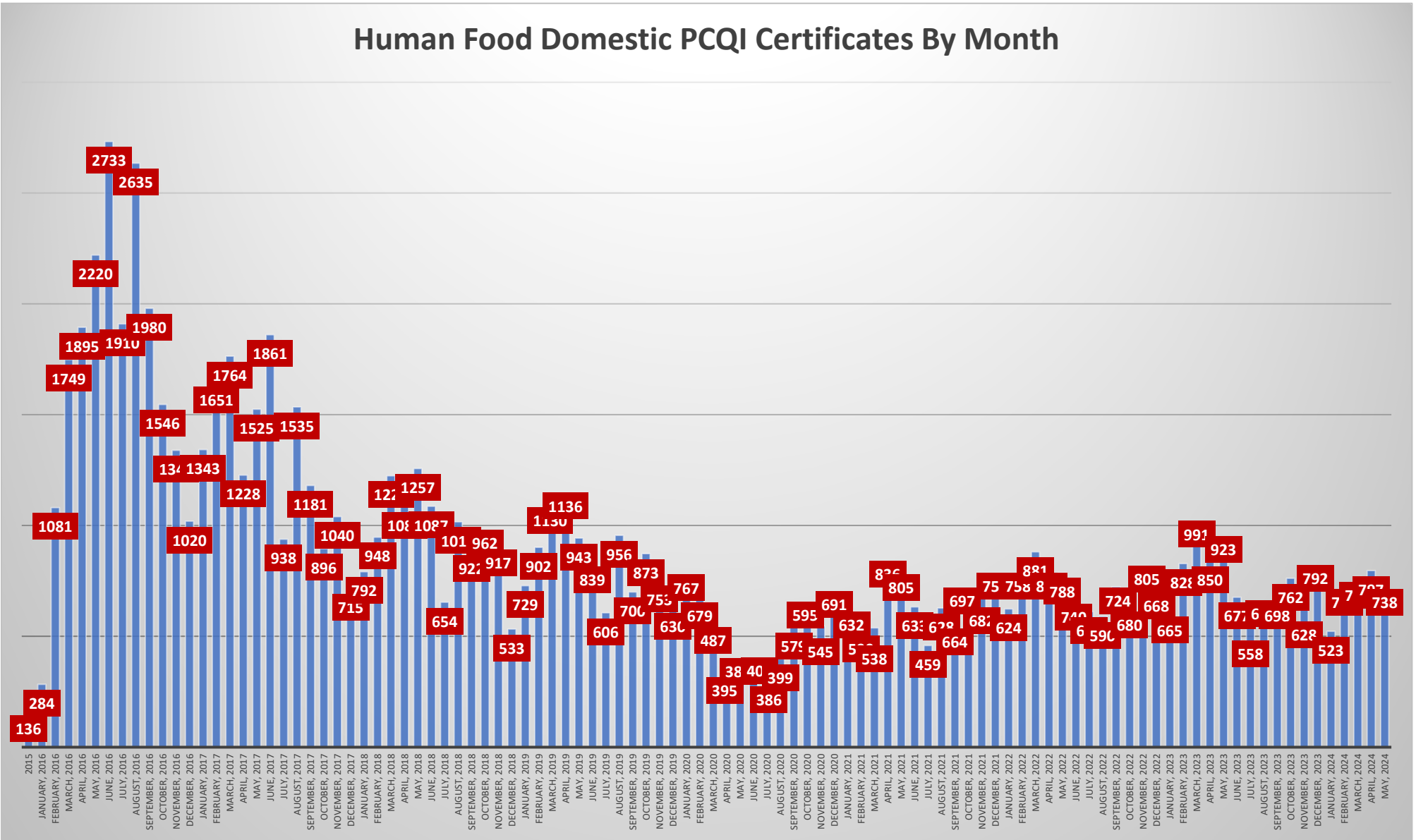
Lead Instructor		
Lead Instructor Certificates to Date	Total	2,293
	Domestic	1,365
	International	928
v2.0 Lead Instructor Certificates to Date HF v2.0 certificate total are included with lead instructor certificates issued to date	Total	0
	Domestic	0
	International	0
v2.0 Refresher Certificates to Date HF v2.0 certificate total are included with total certificates issued	Total	0
	Domestic	0
	International	0
LI Courses Completed		
LI Courses Completed	Total	109
	Domestic	71
	International	38
LI v2.0 Refresher Courses Completed	Total	0
	Domestic	0
	International	0
LI v2.0 Courses Completed HF v2.0 certificate total are included with total certificates issued	Total	0
	Domestic	0
	International	0

Human Food Total PCQI Certificates By Month



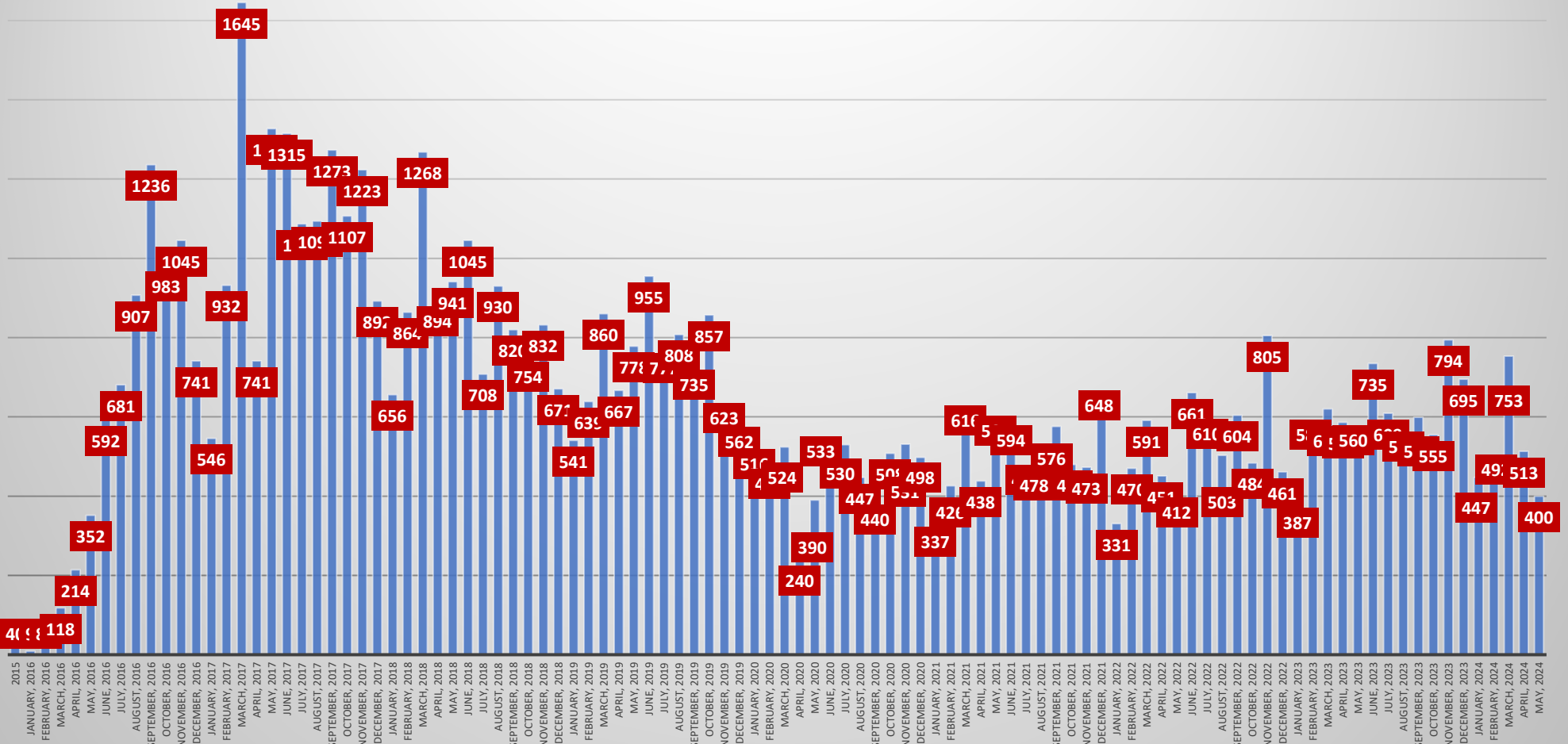
Data reported for the past 2-3 months are subject to change due to lag in submission of course rosters by instructors. Data reconciled quarterly.

Human Food Domestic PCQI Certificates By Month



Data reported for the past 2-3 months are subject to change due to lag in submission of course rosters by instructors. Data reconciled quarterly.

Human Food International PCQI Certificates By Month



Data reported for the past 2-3 months are subject to change due to lag in submission of course rosters by instructors. Data reconciled quarterly.

Human Food Data By Country			
Country	Lead instructors	Courses Completed	Certificates Issued
Afghanistan	0	0	2
Albania	0	0	2
Algeria	0	0	4
Andorra	0	0	1
Antigua and Barbuda	0	1	3
Argentina	14	79	995
Armenia	0	0	3
Australia	3	8	74
Austria	0	2	78
Azerbaijan	0	0	2
Bahamas	0	0	2
Bangladesh	3	1	51
Barbados	9	13	120
Belgium	4	20	158
Belize	0	3	37
Benin	1	4	32
Bolivia	0	6	149
Bosnia and Herzegovina	0	0	27
Botswana	0	0	2
Brazil	10	125	1,166
Bulgaria	1	4	23
Burkina Faso	0	0	3
Burundi	1	0	4
Cambodia	0	3	34
Cameroon	0	0	8
Canada	45	482	3,857
Cape Verde	0	0	4
Cayman Islands	1	0	8
Chile	21	166	1,682
China	107	340	5,089
Cocos (Keeling) Islands	0	0	1
Colombia	28	153	2,392
Congo, The Democratic Republic of the	0	0	1

Human Food Data By Country (cont.)			
Country	Lead instructors	Courses Completed	Certificates Issued
Costa Rica	13	99	964
Cote d'Ivoire	0	7	62
Croatia	1	9	40
Cuba	0	1	24
Cyprus	1	1	20
Czech Republic	0	0	6
Denmark	2	19	156
Dominican Republic	13	44	579
Ecuador	28	141	1,580
Egypt	6	18	182
El Salvador	11	36	305
Estonia	0	0	4
Eswatini	0	0	1
Ethiopia	1	1	18
Fiji	0	2	39
Finland	0	1	11
France	12	217	1,269
Gambia	1	1	29
Georgia	0	1	10
Germany	5	107	975
Ghana	10	2	32
Greece	6	45	345
Grenada	0	1	22
Guadeloupe	0	0	1
Guatemala	33	92	1,274
Guyana	0	4	62
Haiti	3	5	47
Honduras	9	27	501
Hong Kong	1	7	12

Human Food Data By Country (cont.)

Country	Lead instructors	Courses Completed	Certificates Issued
Hungary	2	11	42
India	131	307	2,832
Indonesia	3	93	597
Ireland	5	52	473
Israel	2	18	528
Italy	33	538	4,488
Jamaica	12	65	598
Japan	25	272	2,954
Jordan	0	1	11
Kenya	10	10	138
Korea, Democratic People's Republic of	0	0	35
Korea, Republic of	7	94	1,419
Latvia	0	0	2
Lebanon	3	7	160
Liberia	0	0	1
Liechtenstein	0	0	2
Lithuania	1	10	82
Luxembourg	0	3	38
Madagascar	2	8	118
Malawi	0	0	8
Malaysia	7	108	966
Maldives	0	1	17
Malta	0	0	1
Mauritius	1	4	51
Mexico	94	837	10,590
Micronesia, Federated States of	0	0	1
Monaco	0	0	2
Morocco	0	5	138
Mozambique	0	0	3
Myanmar	0	0	4

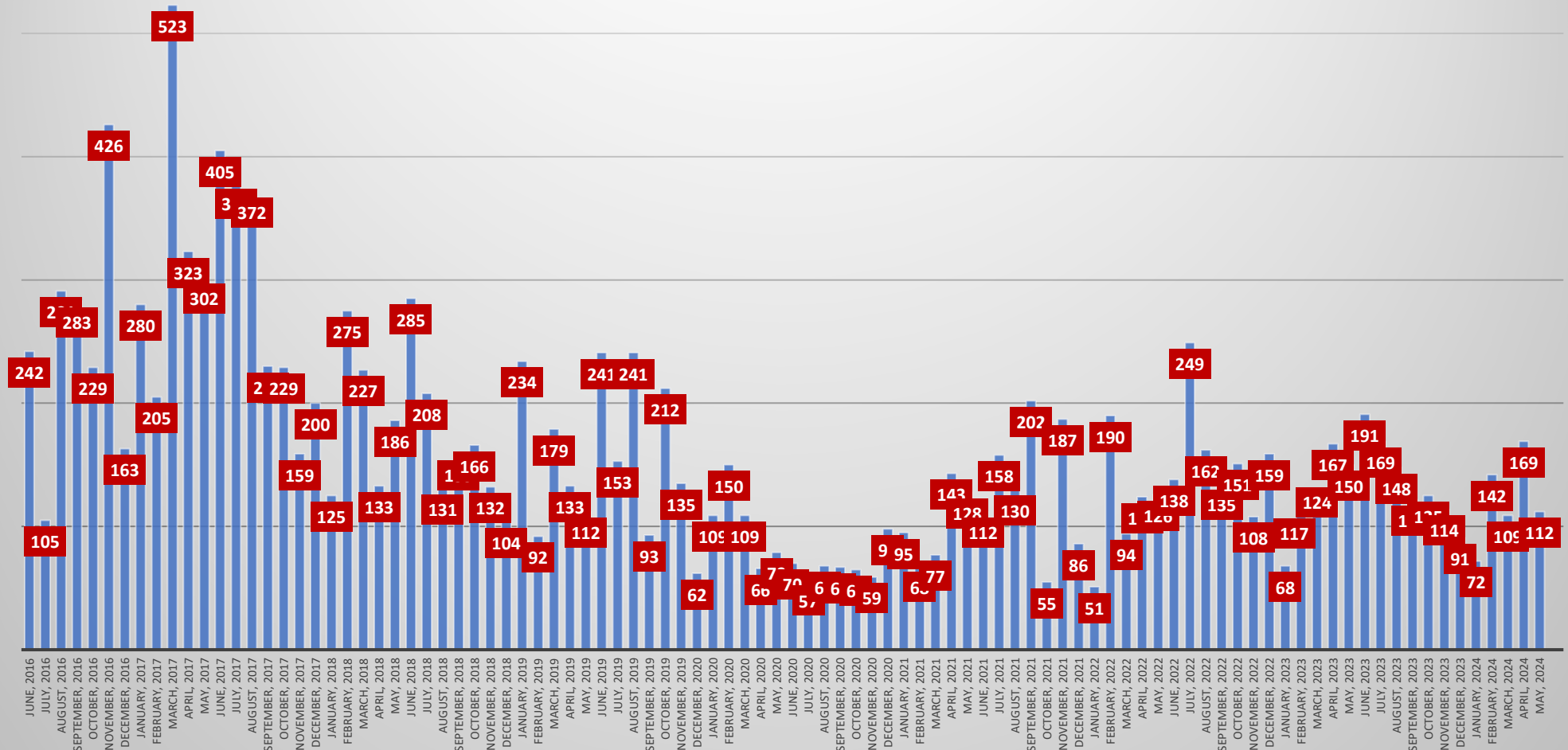
Human Food Data By Country (cont.)			
Country	Lead instructors	Courses Completed	Certificates Issued
Nepal	2	0	2
Netherlands	5	86	628
New Zealand	0	1	44
Nicaragua	0	14	236
Nigeria	1	0	38
North Macedonia	0	0	21
Norway	0	6	69
Oman	0	0	7
Pakistan	2	12	70
Panama	2	3	108
Papua New Guinea	0	0	2
Paraguay	10	18	362
Peru	46	158	1,736
Philippines	4	31	514
Poland	2	42	304
Portugal	2	24	264
Qatar	1	2	4
Romania	1	0	9
Russian Federation	0	0	5
Rwanda	0	0	46
Saint Lucia	1	0	2
Saudi Arabia	0	1	50
Senegal	0	0	1
Serbia	0	0	28
Singapore	2	17	220
Slovakia	0	0	7
Slovenia	0	1	13

Human Food Data By Country (cont.)

Country	Lead instructors	Courses Completed	Certificates Issued
South Africa	1	5	92
Spain	26	375	3,214
Sri Lanka	3	22	202
Sudan	0	0	6
Sweden	0	2	34
Switzerland	1	22	222
Taiwan	10	107	1,823
Tanzania, United Republic of	1	2	10
Thailand	23	240	3,099
Tonga	0	0	5
Trinidad and Tobago	9	31	261
Tunisia	0	1	40
Turkey	5	61	627
Turks and Caicos Islands	0	0	1
Uganda	3	0	17
Ukraine	1	0	11
United Arab Emirates	2	2	56
United Kingdom	10	58	470
United States	1,365	7,549	93,378
Uruguay	0	15	161
Uzbekistan	1	0	1
Venezuela	0	0	38
Vietnam	8	123	1,394
Zambia	1	0	5

Cumulative Animal Food Data		
Animal Food		
Total Certificates Issued to Date	Total	15,679
	Domestic	13,989
	International	1,690
Certificates Issued Asynchronously <small>Asynchronous certificate totals are included with total certificates issued</small>	Total	100
Part 2 Certificates Issued <small>Part 2 certificate totals are included with total certificates issued</small>	Total	679
	Domestic	661
	International	18
Participant Courses Completed		
Participant Courses Completed	Total	1,297
	Domestic	1,140
	International	157
Animal Food Blended		
Part 1 Course Completions	Total	761
	Domestic	741
	International	20
Part 2 Courses Completed	Total	149
	Domestic	148
	International	1
Lead Instructor		
Lead Instructor Certificates to Date	Total	349
	Domestic	277
	International	72
LI Courses Completed		
LI Courses Completed	Total	17
	Domestic	13
	International	4

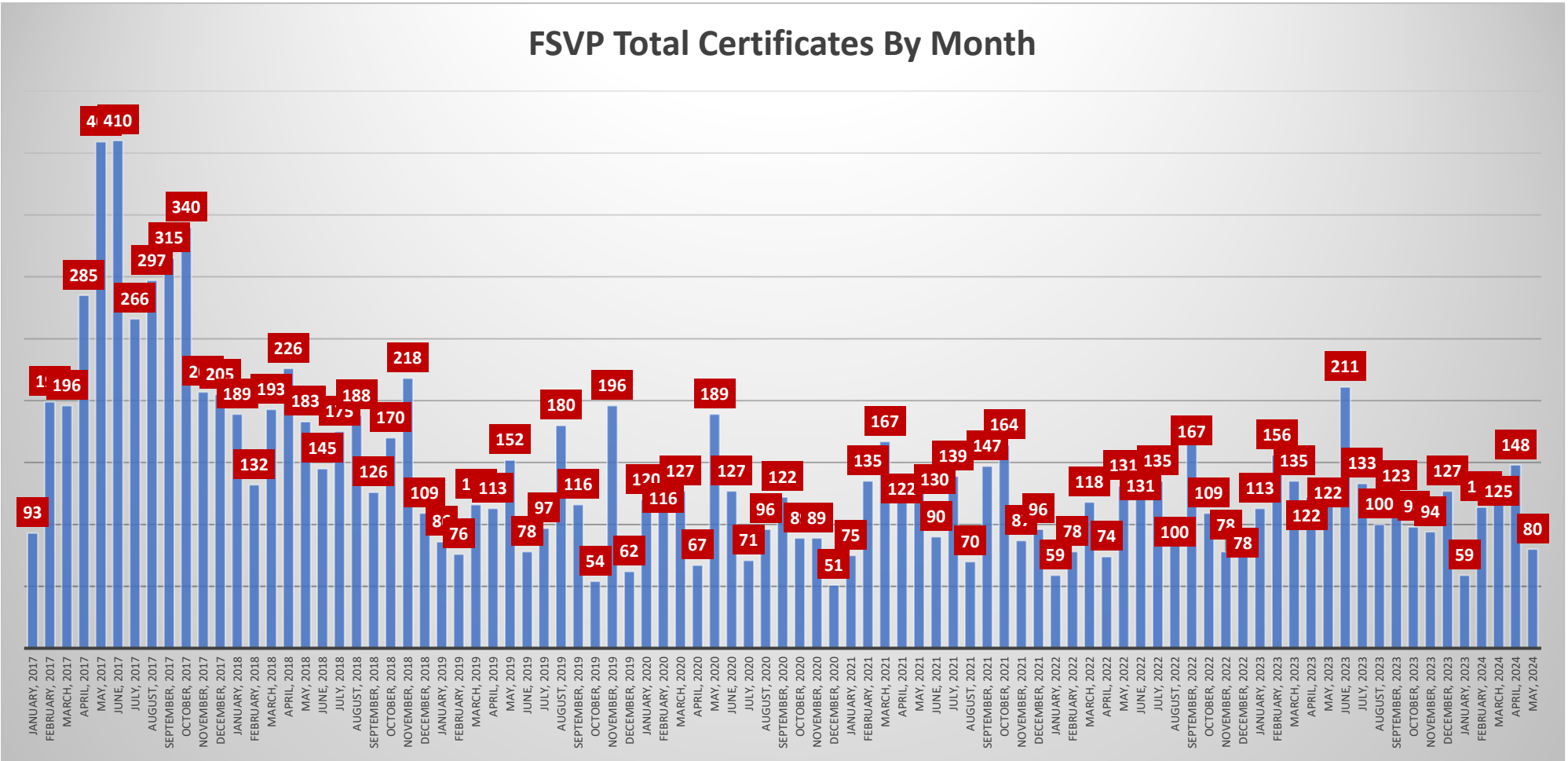
Animal Food Total PCQI Certificates By Month



Data reported for the past 2-3 months are subject to change due to lag in submission of course rosters by instructors. Data reconciled quarterly.

Cumulative FSVP Data		
FSVP		
Total Certificates Issued to Date	Total	12,606
	Domestic	10,572
	International	2,034
Certificates Issued Asynchronously <small>Asynchronous certificate totals included with total certificates issued</small>	Total	483
Part 2 Certificates Issued <small>Part 2 certificate totals included with total certificates issued</small>	Total	499
	Domestic	470
	International	29
Participant Courses Completed		
Participant Courses Completed	Total	1,507
	Domestic	1,271
	International	236
FSVP Blended		
Part 1 Course Completions	Total	614
	Domestic	566
	International	48
Part 2 Courses Completed	Total	141
	Domestic	141
	International	0
Lead Instructor		
Lead Instructor Certificates to Date	Total	379
	Domestic	318
	International	61
LI Courses Completed		
LI Courses Completed	Total	18
	Domestic	18
	International	0

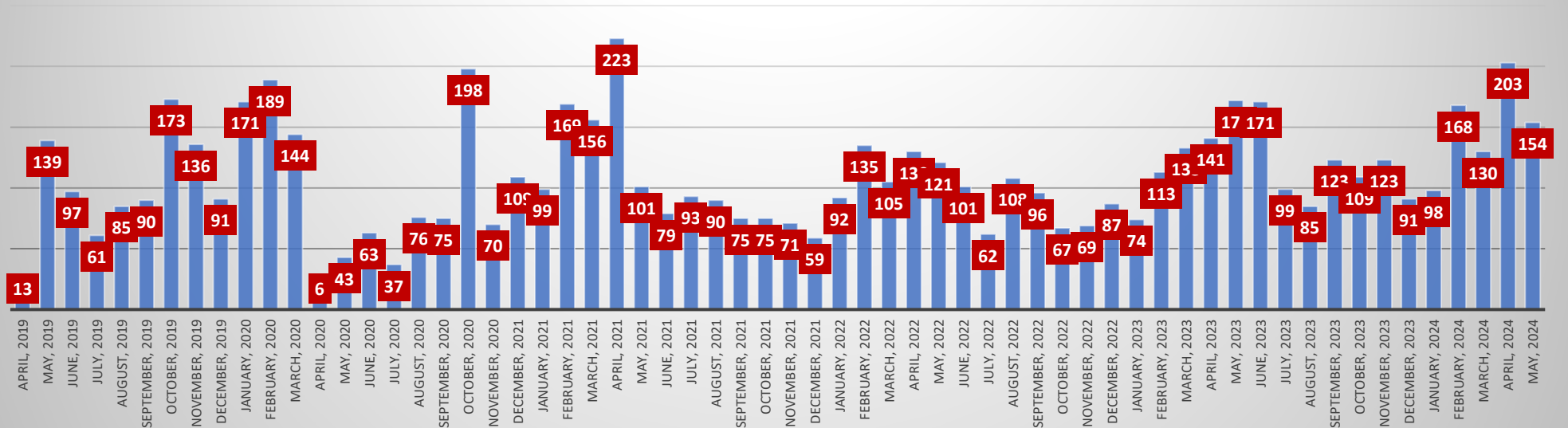
FSVP Total Certificates By Month



Data reported for the past 2-3 months are subject to change due to lag in submission of course rosters by instructors. Data reconciled quarterly.

Cumulative IAVA Data		
IAVA		
Total Certificates Issued to Date	Total	6,716
	Domestic	3,010
	International	3,706
Participant Courses Completed		
Participant Courses Completed	Total	833
	Domestic	411
	International	422
Lead Instructor		
Lead Instructor Certificates to Date	Total	86
	Domestic	58
	International	28
LI Courses Completed		
LI Courses Completed	Total	7
	Domestic	7
	International	0

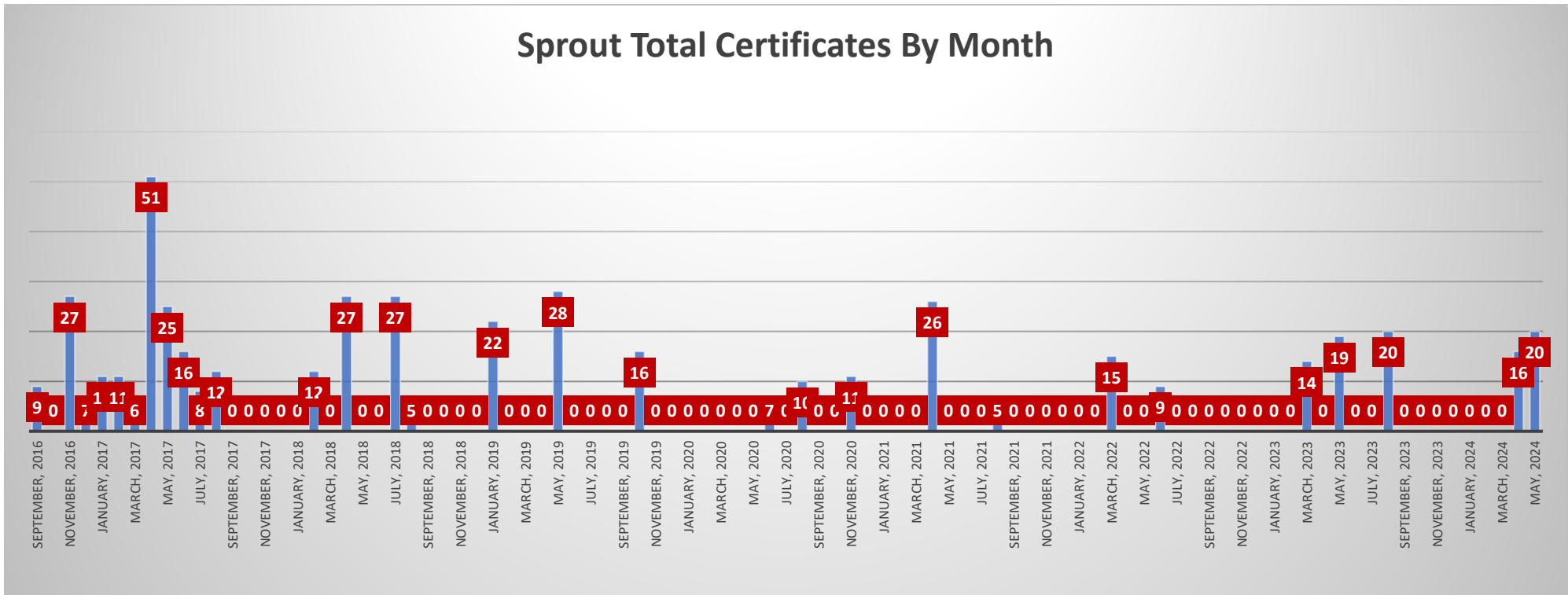
IAVA Total Certificates By Month



Data reported for the past 2-3 months are subject to change due to lag in submission of course rosters by instructors. Data reconciled quarterly.

Cumulative Sprout Data		
Sprout		
Total Certificates Issued to Date	Total	492
	Domestic	462
	International	30
Part 2 Certificates Issued Part 2 certificate totals included with total certificates issued	Total	261
	Domestic	258
	International	3
Participant Courses Completed		
Participant Courses Completed	Total	41
	Domestic	41
	International	0
Sprout Blended		
Part 1 Course Completions	Total	317
	Domestic	314
	International	3
Part 2 Course Completions	Total	21
	Domestic	21
	International	0
Lead Instructor Certificates to Date		
Lead Instructor Certificates to Date	Total	40
	Domestic	37
	International	3
LI Courses Completed		
LI Courses Completed	Total	9
	Domestic	9
	International	0

Sprout Total Certificates By Month



Data reported for the past 2-3 months are subject to change due to lag in submission of course rosters by instructors. Data reconciled quarterly.

Intentional Adulteration		
Food Defense Awareness for the IA Rule	Number of times accessed	287,949
Food Defense Awareness for the IA Rule: Spanish	Number of times accessed	39,479
Overview of the Intentional Adulteration Rule (IA Rule)	Number of times accessed	88,993
FSPCA IA Conducting Vulnerability Assessments using Key Activity Types		
FSPCA IA Conducting Vulnerability Assessments using Key Activity Types	Completed	3,625
FSPCA IA Identification and Explanation of Mitigation Strategies	Completed	3,342
FSPCA IA Food Defense Plan Preparation and Reanalysis	Completed	1,745
Current Good Manufacturing Practices (CGMPs) for Animal Food Production		
	Total	104
	Domestic	101
	International	3