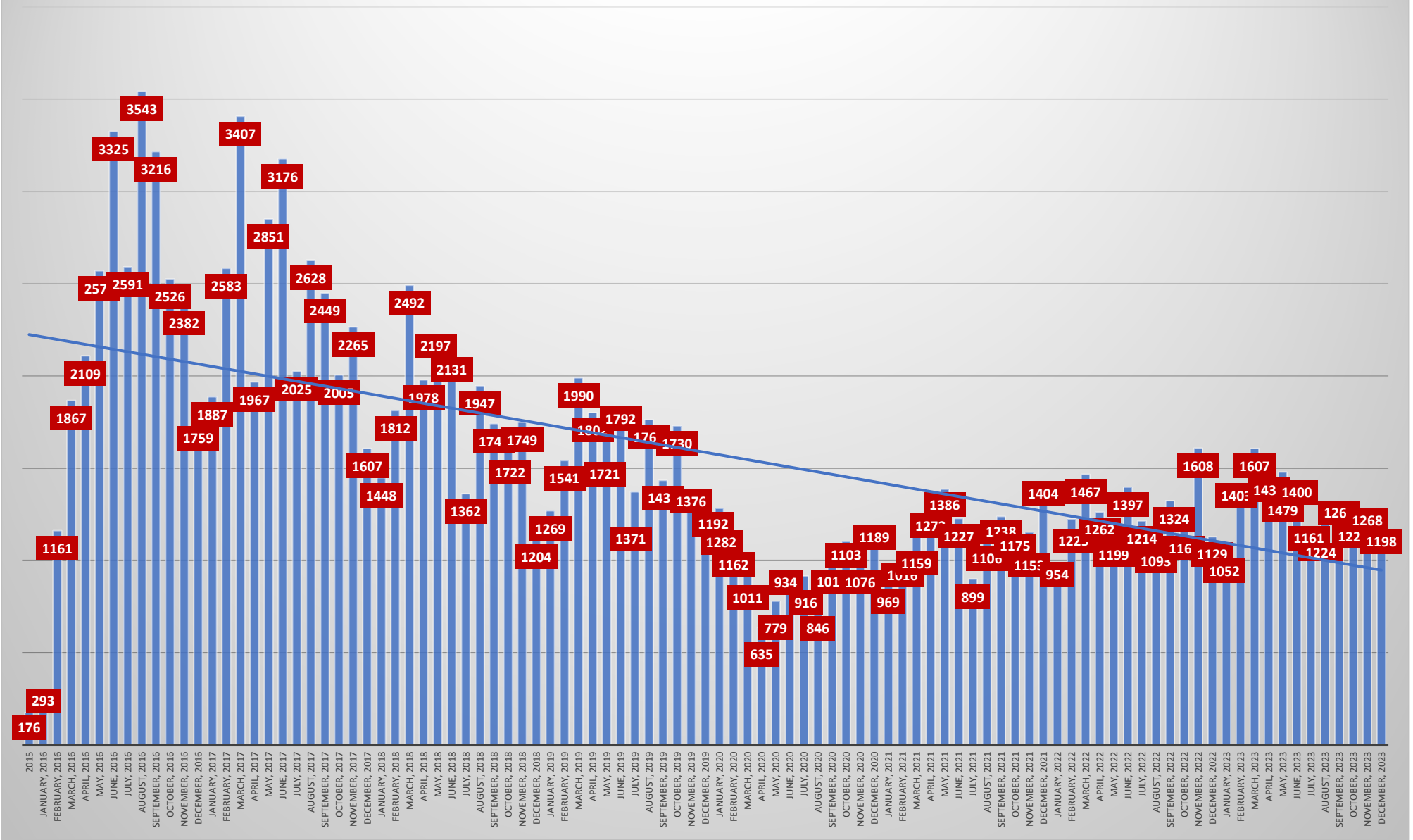


Cumulative Human Food Data		
Human Food		
Certificates issued to date	Total	153,806
	Domestic	89,435
	International	64,371
Lead Instructor certificates to date	Total	2,293
	Domestic	1,366
	International	927
Total Participant Courses Registered		
	Total	15,345
	Domestic	8,361
	International	6,984
Upcoming Registered Participant Courses		
	Total	282
	Domestic	210
	International	72
Participant Courses completed		
	Total	13,629
	Domestic	7,584
	International	6,045
Average Class Size		
	Total	11
	Domestic	12
	International	11
LI Courses Completed		
	Total	109
	Domestic	71
	International	38
Upcoming LI Courses Scheduled		
	Total	0
	Domestic	0
	International	0

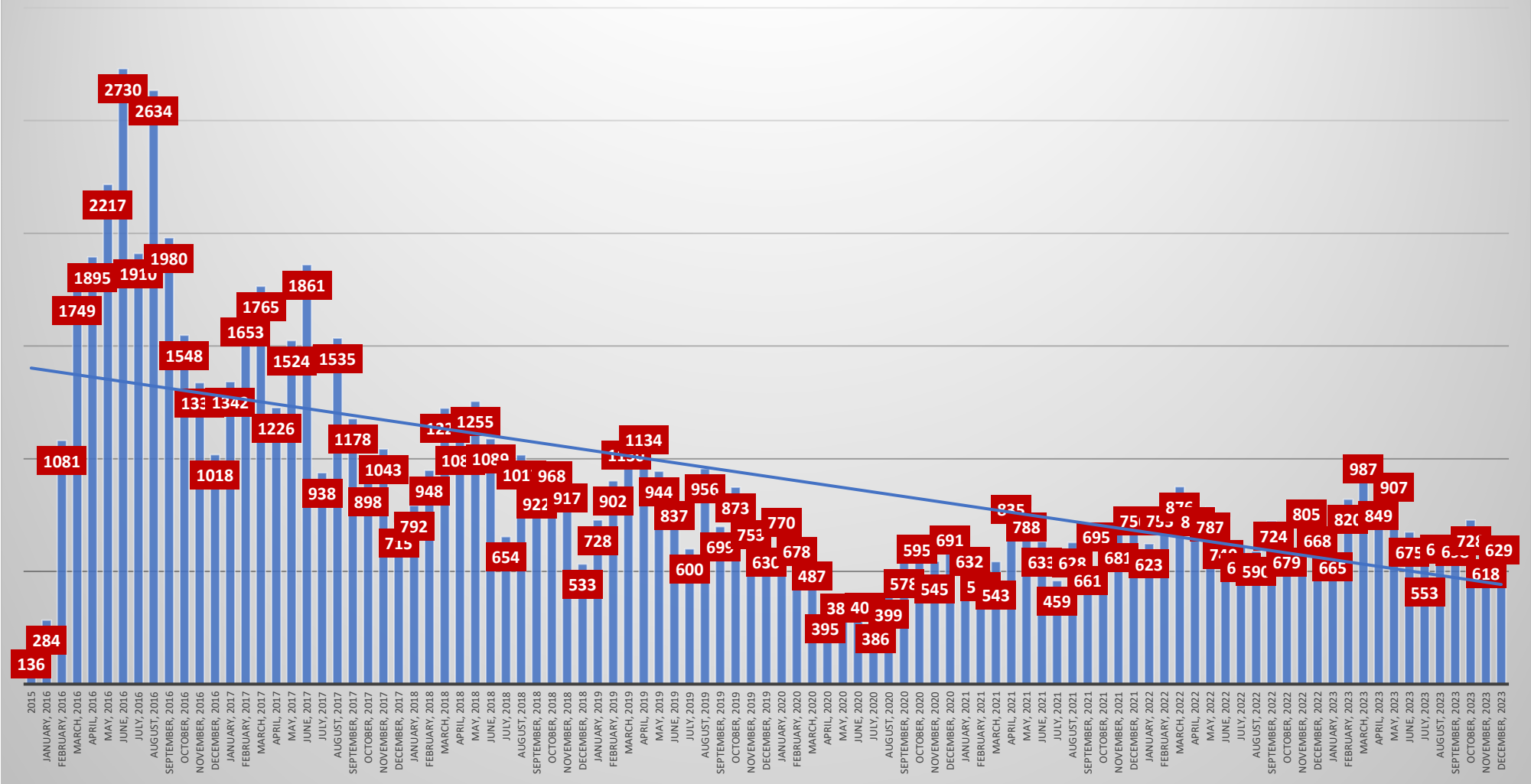
Cumulative Human Food Data		
Human Food Blended		
Enrolled Into Human Food Part 1	Total	6,733
	Domestic	6,157
	International	576
Part 1 Course Completions	Total	6,233
	Domestic	5,699
	International	534
Part 2 Certificates Issued	Total	5,616
	Domestic	5,133
	International	483
Part 2 Courses Completed	Total	1,006
	Domestic	916
	International	90

**Human Food Total PCQI Certificates By Month
with Trendline**



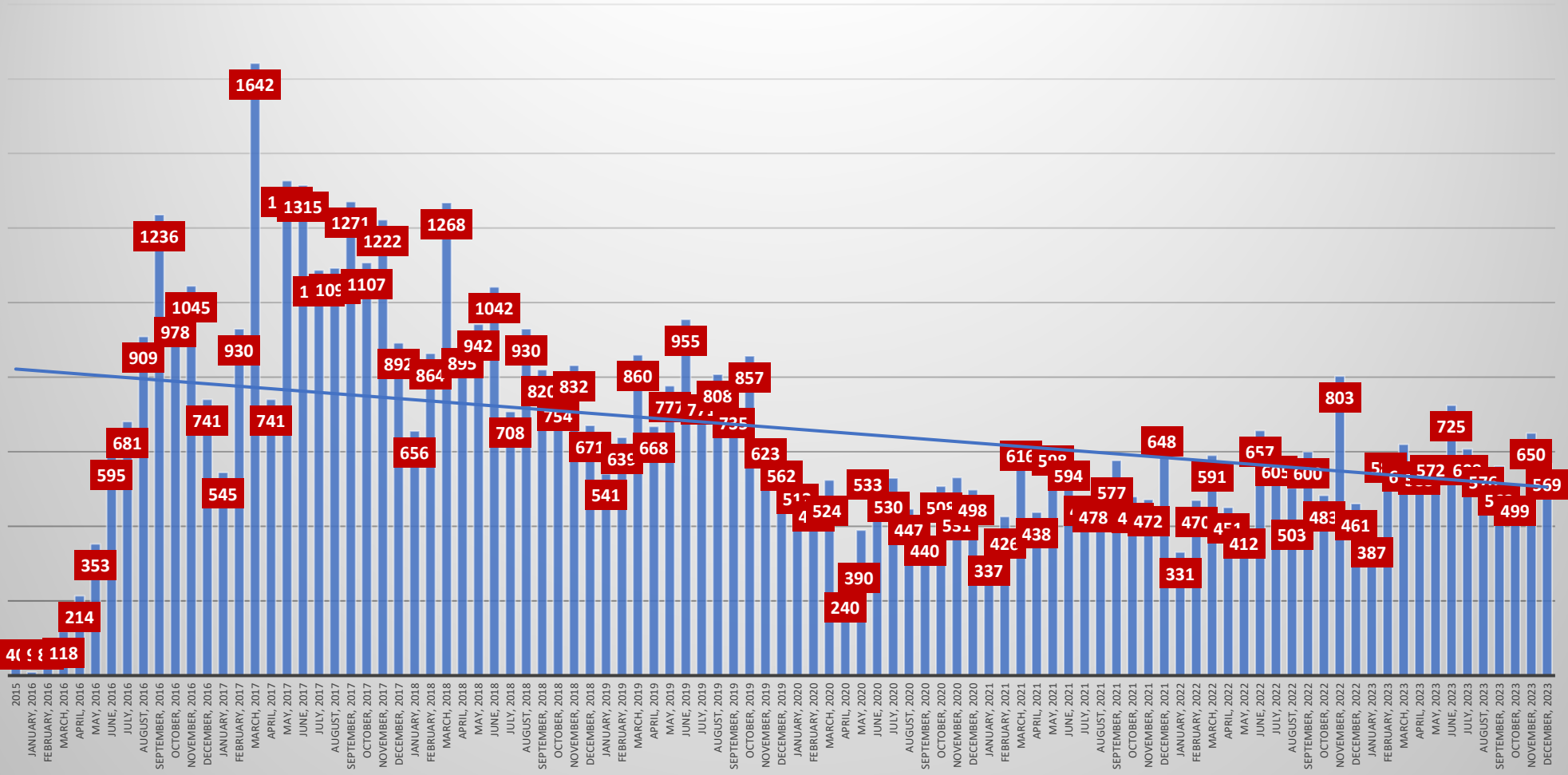
Data reported for the past 2-3 months are subject to change due to lag in submission of course rosters by instructors. Data reconciled quarterly.

Human Food Domestic PCQI Certificates By Month with Trendline



Data reported for the past 2-3 months are subject to change due to lag in submission of course rosters by instructors. Data reconciled quarterly.

Human Food International PCQI Certificates By Month with Trendline



Data reported for the past 2-3 months are subject to change due to lag in submission of course rosters by instructors. Data reconciled quarterly.

Human Food Data By Country			
Country	Lead instructors	Courses Completed	Certificates Issued
Afghanistan	0	0	1
Albania	0	0	2
Andorra	0	0	3
Algeria	0	0	1
Antigua and Barbuda	0	1	3
Argentina	14	76	967
Armenia	0	0	3
Australia	3	7	69
Austria	0	2	75
Bahamas	0	0	3
Bangladesh	3	1	51
Barbados	8	12	110
Belgium	4	19	154
Belize	0	3	37
Benin	1	4	32
Bolivia	0	6	146
Bosnia and Herzegovina	0	0	27
Brazil	10	118	1,121
Bulgaria	1	4	22
Burkina Faso	0	0	3
Burundi	1	0	4
Cambodia	0	3	32
Cameroon	0	0	8
Canada	45	460	3,670
Cape Verde	0	0	4
Cayman Islands	1	0	8
Chile	21	161	1,654
China	107	316	4,726
Cocos (Keeling) Islands	0	0	1
Colombia	28	147	2,316
Congo, The Democratic Republic of the	0	0	1

Human Food Data By Country (cont.)			
Country	Lead instructors	Courses Completed	Certificates Issued
Costa Rica	13	94	914
Cote d'Ivoire	0	7	62
Croatia	1	8	33
Cuba	0	1	24
Cyprus	1	1	20
Czech Republic	0	0	6
Denmark	2	18	147
Dominican Republic	13	40	504
Ecuador	28	138	1,515
Egypt	6	16	169
El Salvador	11	34	275
Estonia	0	0	3
Eswatini	0	0	1
Ethiopia	1	1	18
Fiji	0	2	39
Finland	0	1	11
France	12	205	1,178
Gambia	1	1	29
Georgia	0	1	9
Germany	5	103	932
Ghana	10	2	32
Greece	6	44	340
Grenada	0	1	22
Guatemala	33	87	1,233
Guyana	0	4	62
Haiti	3	5	47
Honduras	9	27	498
Hong Kong	1	7	11

Human Food Data By Country (cont.)			
Country	Lead instructors	Courses Completed	Certificates Issued
Hungary	2	10	40
India	131	287	2,725
Indonesia	3	88	570
Ireland	5	48	438
Israel	2	18	527
Italy	33	514	4,269
Jamaica	12	63	582
Japan	25	258	2,772
Jordan	0	1	11
Kenya	10	10	138
Korea, Democratic People's Republic of	0	0	35
Korea, Republic of	7	93	1,344
Latvia	0	0	2
Lebanon	3	7	160
Liberia	0	0	1
Liechtenstein	0	0	2
Lithuania	1	10	82
Luxembourg	0	3	38
Madagascar	2	8	117
Malawi	0	0	8
Malaysia	7	104	944
Maldives	0	1	17
Malta	0	0	1
Mauritius	1	4	51
Mexico	94	792	10,061
Micronesia, Federated States of	0	0	1
Morocco	0	5	137
Myanmar	0	0	4

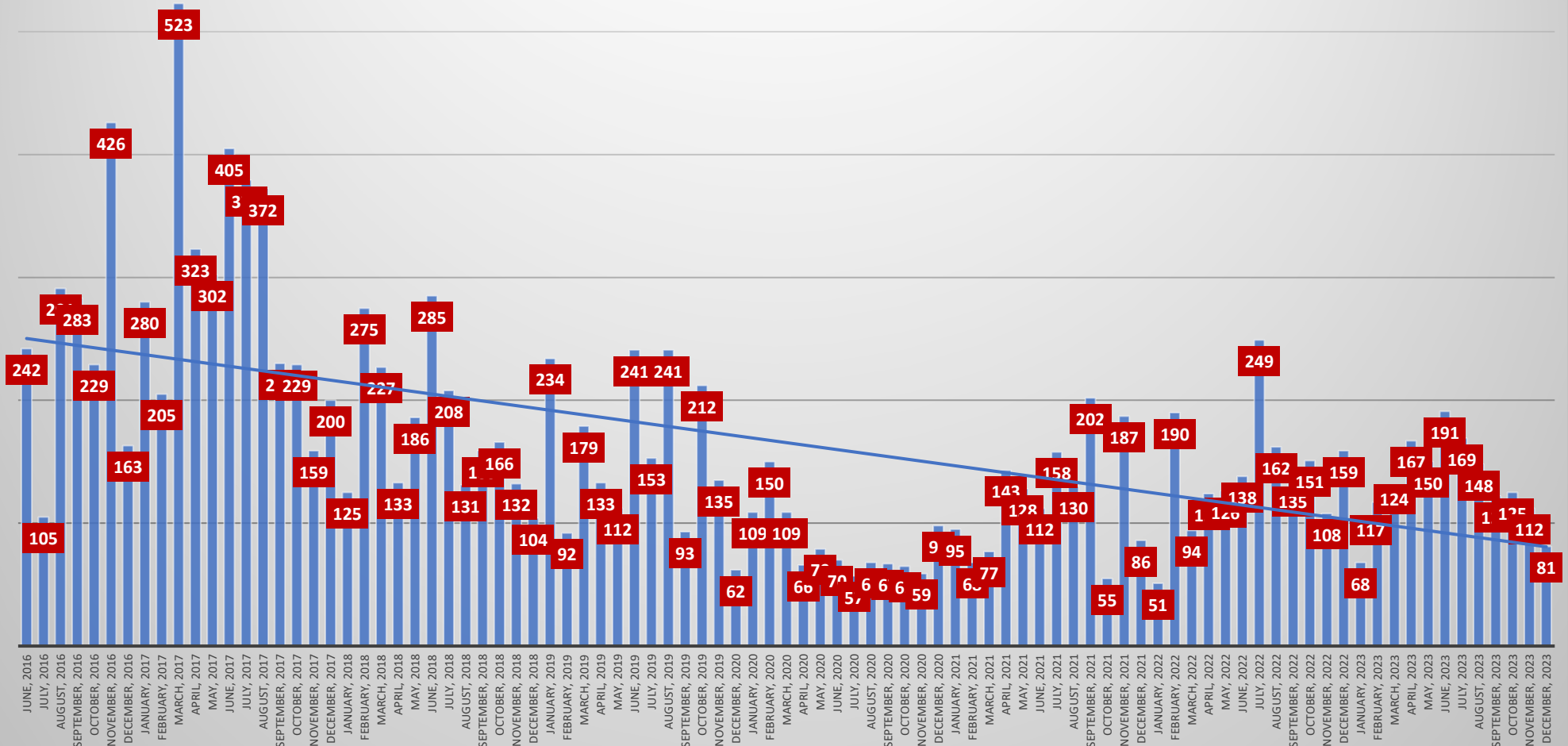
Human Food Data By Country (cont.)			
Country	Lead instructors	Courses Completed	Certificates Issued
Nepal	2	0	2
Netherlands	5	83	591
New Zealand	0	1	40
Nicaragua	0	14	228
Nigeria	1	0	37
North Macedonia	0	0	21
Norway	0	6	68
Oman	0	0	4
Pakistan	2	9	59
Panama	2	3	106
Papua New Guinea	0	0	2
Paraguay	10	18	358
Peru	46	153	1,681
Philippines	4	31	509
Poland	2	36	283
Portugal	2	24	258
Puerto Rico	0	0	0
Qatar	1	2	4
Romania	1	0	9
Russian Federation	0	0	5
Rwanda	0	0	46
Saint Lucia	1	0	2
Saudi Arabia	0	1	44
Senegal	0	0	1
Serbia	0	0	25
Singapore	2	16	212
Slovakia	0	0	7

Human Food Data By Country (cont.)			
Country	Lead instructors	Courses Completed	Certificates Issued
Slovenia	0	1	13
South Africa	1	5	86
Spain	26	366	3,088
Sri Lanka	3	21	190
Sudan	0	0	6
Sweden	0	2	33
Switzerland	1	21	215
Taiwan	10	103	1,773
Tanzania, United Republic of	1	2	10
Thailand	23	227	2,946
Trinidad and Tobago	9	31	261
Tunisia	0	1	40
Turkey	5	56	559
Turks and Caicos Islands	0	0	1
Uganda	3	0	17
Ukraine	1	0	11
United Arab Emirates	2	2	55
United Kingdom	10	58	460
United States	1,366	7,564	89,435
Uruguay	0	15	156
Uzbekistan	1	0	1
Venezuela	0	0	37
Vietnam	8	117	1,341
Zambia	1	0	5

Cumulative Animal Food Data		
Animal Food		
Certificates issued to date	Total	15,063
	Domestic	13,475
	International	1,588
Lead Instructor certificates to date	Total	349
	Domestic	277
	International	72
Total Participant Courses Registered		
Total Participant Courses Registered	Total	1,346
	Domestic	1,179
	International	167
Upcoming Registered Participant Courses	Total	80
	Domestic	80
	International	0
Participant Courses completed	Total	1,240
	Domestic	1,094
	International	146
Average Class Size	Total	12
	Domestic	12
	International	11
LI Courses Completed		
LI Courses Completed	Total	17
	Domestic	13
	International	4
Upcoming LI courses scheduled	Total	0
	Domestic	0
	International	0

Cumulative Animal Food Data		
Animal Food Blended		
Enrolled Into Animal Food Part 1	Total	769
	Domestic	749
	International	20
Part 1 Course Completions	Total	698
	Domestic	680
	International	18
Part 2 Certificates Issued	Total	613
	Domestic	598
	International	15
Part 2 Courses Completed	Total	134
	Domestic	133
	International	1
Current Good Manufacturing Practices (CGMPs) for Animal Food Production		
Enrolled Into CGMP	Total	121
	Domestic	115
	International	6
CGMP Course Completions	Total	101
	Domestic	99
	International	2

Animal Food Total PCQI Certificates By Month with Trendline

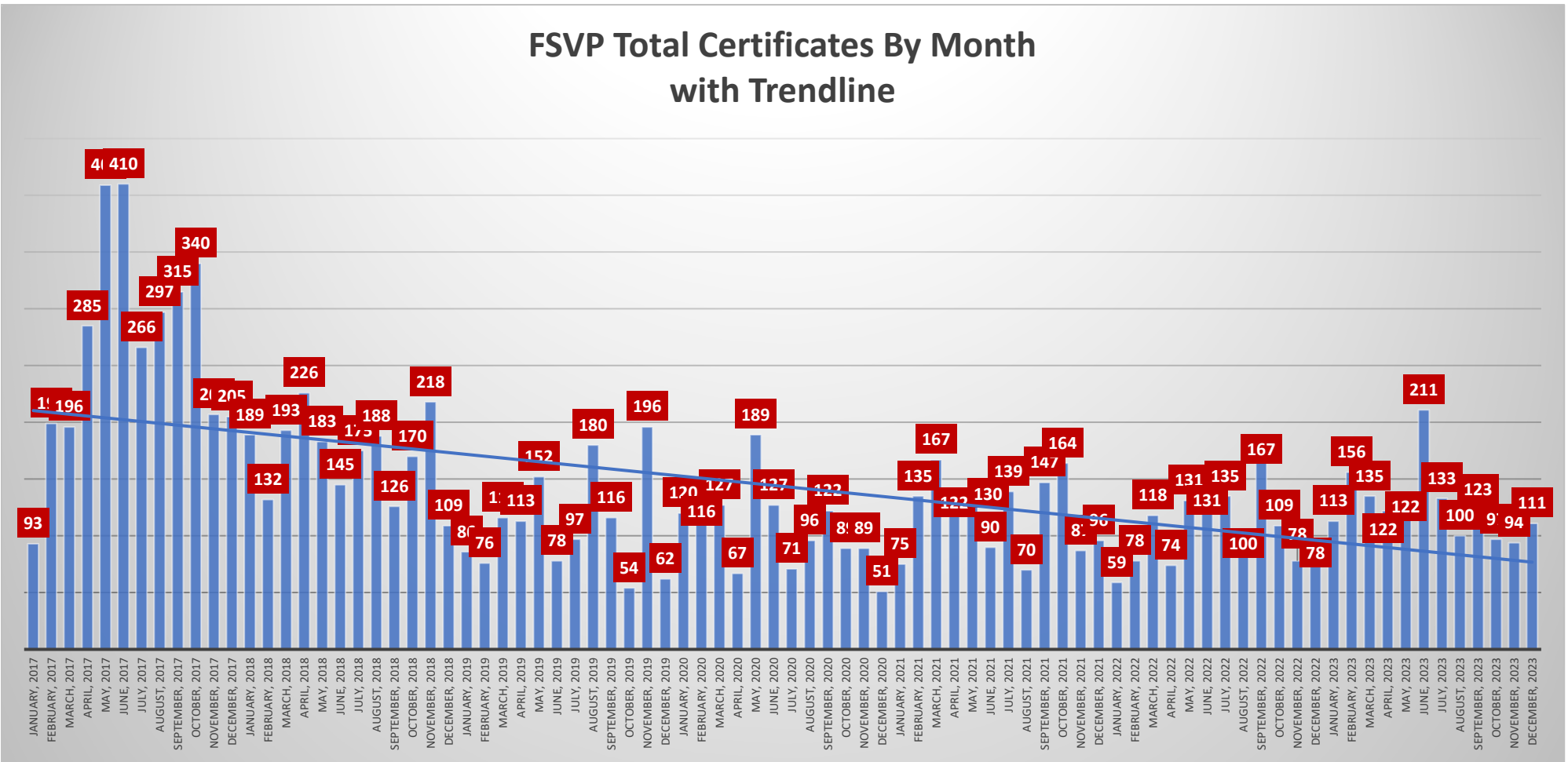


Data reported for the past 2-3 months are subject to change due to lag in submission of course rosters by instructors. Data reconciled quarterly.

Cumulative FSVP Data		
FSVP		
Certificates issued to date	Total	12,063
	Domestic	10,128
	International	1,935
Lead Instructor certificates to date	Total	379
	Domestic	318
	International	61
Total Participant Courses Registered	Total	2,119
	Domestic	1,747
	International	372
Upcoming Registered Participant Courses	Total	89
	Domestic	87
	International	2
Participant Courses completed	Total	1,505
	Domestic	1,273
	International	232
Average Class Size	Total	8
	Domestic	8
	International	8
LI Courses Completed	Total	18
	Domestic	18
	International	0
Upcoming LI courses scheduled	Total	0
	Domestic	0
	International	0

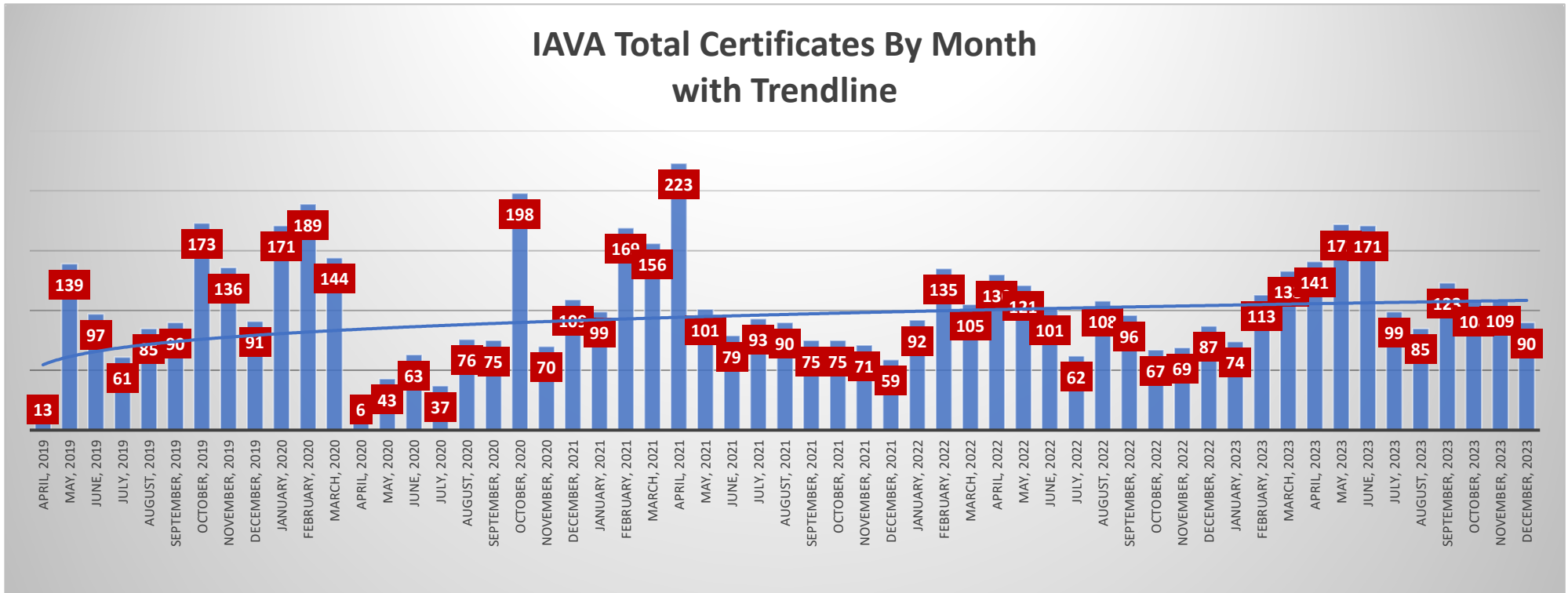
Cumulative FSVP Data		
FSVP Blended		
Enrolled Into FSVP Part 1	Total	660
	Domestic	616
	International	44
Part 1 Course Completions	Total	576
	Domestic	534
	International	42
Part 2 Certificates Issued	Total	471
	Domestic	446
	International	25
Part 2 Courses Completed	Total	123
	Domestic	123
	International	0

FSVP Total Certificates By Month with Trendline



Data reported for the past 2-3 months are subject to change due to lag in submission of course rosters by instructors. Data reconciled quarterly.

Cumulative IAVA Data		
IAVA		
Certificates issued to date	Total	5,947
	Domestic	2,798
	International	3,149
Lead Instructor certificates to date	Total	86
	Domestic	58
	International	28
Total Participant Courses Registered	Total	781
	Domestic	395
	International	386
Upcoming Registered Participant Courses	Total	58
	Domestic	35
	International	23
Participant Courses completed	Total	723
	Domestic	371
	International	352
Average Class Size	Total	8
	Domestic	8
	International	9
LI Courses Completed	Total	7
	Domestic	7
	International	0
Upcoming LI courses scheduled	Total	0
	Domestic	0
	International	0



Data reported for the past 2-3 months are subject to change due to lag in submission of course rosters by instructors. Data reconciled quarterly.

Intentional Adulteration		
Food Defense Awareness for the IA Rule	Number of times accessed	265,553
	Total Time Spent (minutes)	1,357,135
Overview of the Intentional Adulteration Rule (IA Rule)	Number of times accessed	82,767
	Total Time Spent (minutes)	508,045
Food Defense Awareness for the IA Rule: Spanish	Number of times accessed	34,859
	Total Time Spent (minutes)	123,264

IA Key Activity Types Course (Start Date: 11/28/2018)	Enrolled	3,546
	Not Started	69
	In Progress	35
	Completed	3,436
	Total Time Spent (minutes)	206d 10h 4m 24s
IA Mitigation Strategies (Start Date: 11/28/2018)	Enrolled	3,354
	Not Started	127
	In Progress	56
	Completed	3,168
	Total Time Spent (minutes)	385d 18h 23m 23s
IA Food Defense Plan Preparation and Reanalysis Course (Start Date: 12/11/2019)	Enrolled	1,717
	Not Started	94
	In Progress	39
	Completed	1,582
	Total Time Spent (minutes)	174d 11h 59m 13s