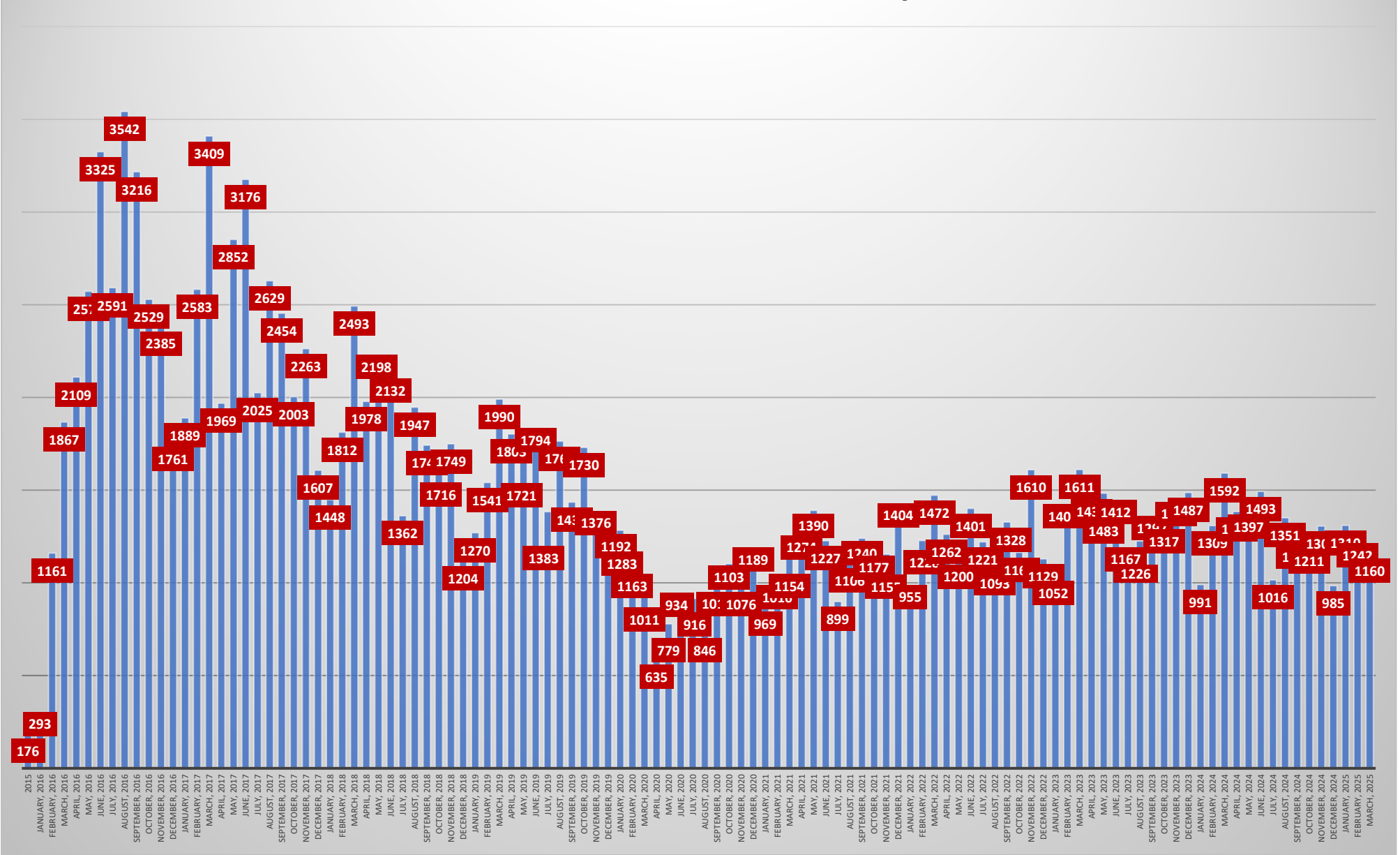


Cumulative Human Food Data		
Human Food		
Total Certificates Issued to Date	Total	174,973
	Domestic	101,423
	International	73,550
Certificates Issued Asynchronously Asynchronous certificate totals included with total certificates issued	Total	5,557
Part 2 Certificates Issued Part 2 certificate totals included with total certificates issued	Total	6,364
	Domestic	5,820
	International	544
Human Food v2.0 Certificates Issued HF v2.0 certificate totals included with total certificates issued (includes Pilot)	Total	2,483
	Domestic	1,461
	International	1,022
Participant Courses Completed		
Participant Courses Completed	Total	15,272
	Domestic	8,260
	International	7,012
Human Food v2.0 HF v2.0 course totals included with participant courses completed (includes Pilot)	Total	244
	Domestic	130
	International	114
Human Food Blended		
Part 1 Course Completions	Total	7,056
	Domestic	6,453
	International	603
Part 2 Courses Completed	Total	1,217
	Domestic	1,102
	International	115

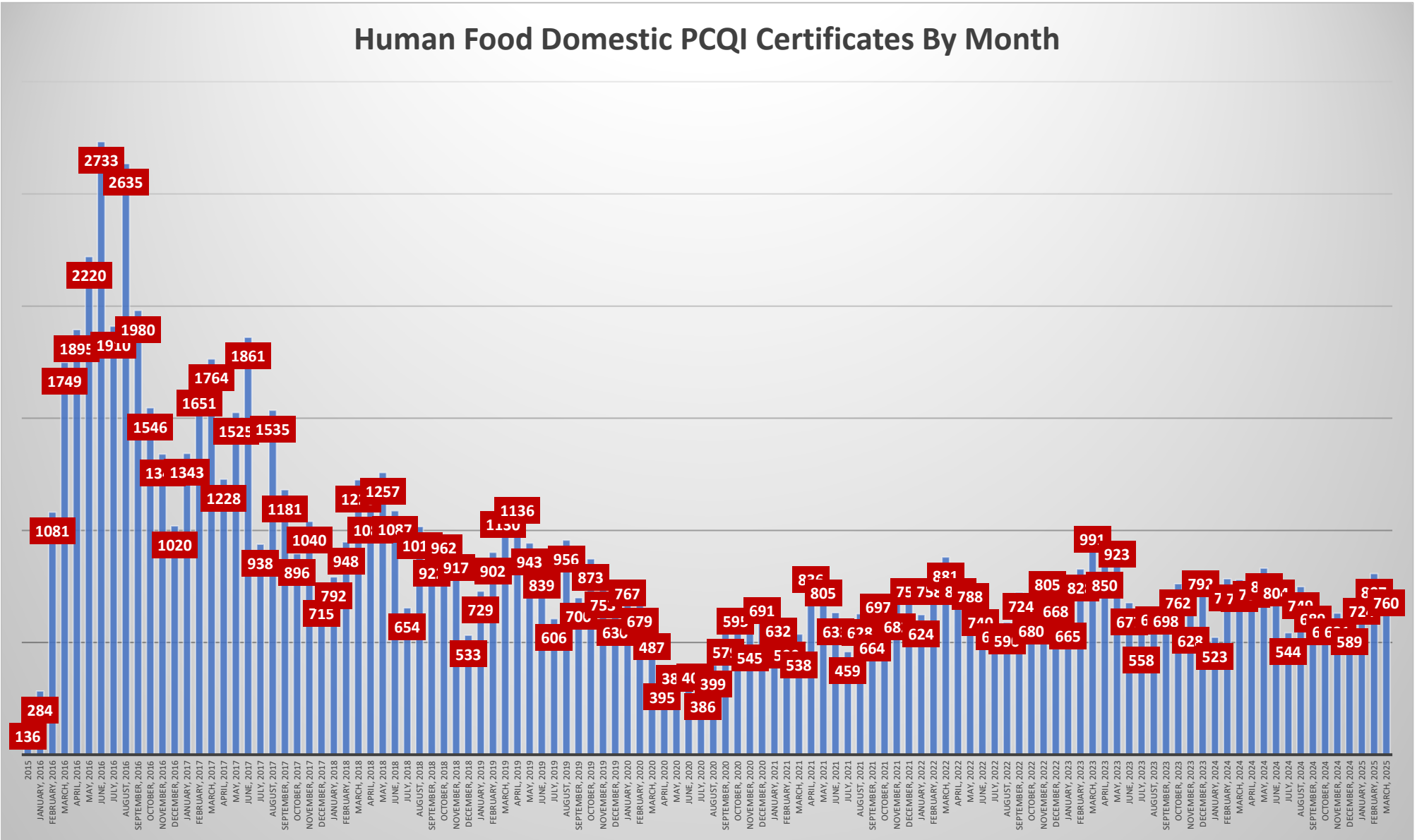
Cumulative Human Food Data, continued		
Lead Instructor		
Lead Instructor Certificates to Date	Total	2,293
	Domestic	1,370
	International	923
v2.0 Lead Instructor Certificates to Date HF v2.0 certificate total are included with lead instructor certificates issued to date	Total	0
	Domestic	0
	International	0
v2.0 Refresher Certificates to Date HF v2.0 certificate total are included with total certificates issued	Total	693
	Domestic	432
	International	261
LI Courses Completed		
LI Courses Completed	Total	110
	Domestic	72
	International	39
LI v2.0 Refresher Courses Completed	Total	41
	Domestic	41
	International	0
LI v2.0 Courses Completed HF v2.0 certificate total are included with total certificates issued	Total	0
	Domestic	0
	International	0

Human Food Total PCQI Certificates By Month



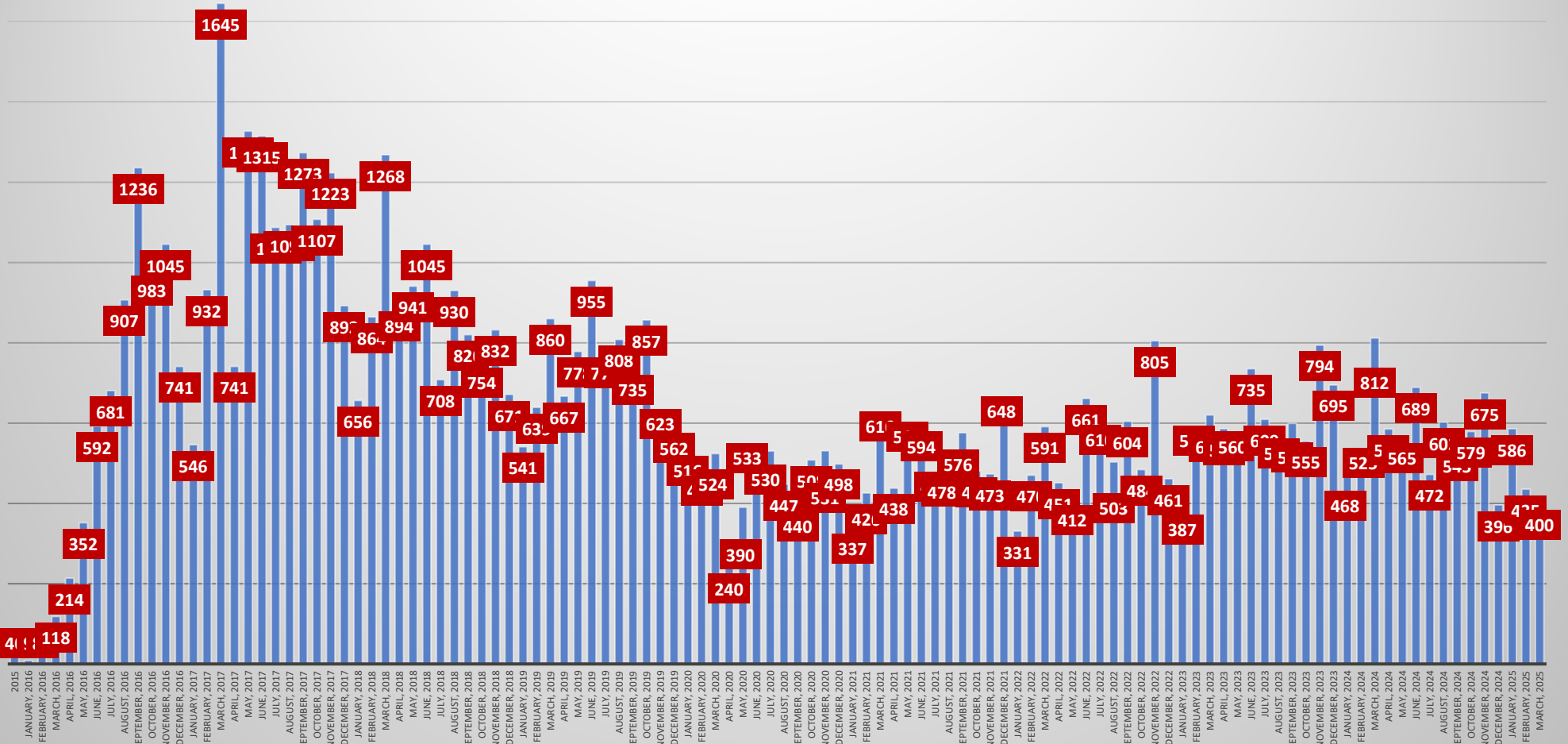
Data reported for the past 2-3 months are subject to lag in submission of course rosters by instructors. Data reconciled quarterly.

Human Food Domestic PCQI Certificates By Month



Data reported for the past 2-3 months are subject to change due to lag in submission of course rosters by instructors. Data reconciled quarterly.

Human Food International PCQI Certificates By Month



Data reported for the past 2-3 months are subject to change due to lag in submission of course rosters by instructors. Data reconciled quarterly.

Human Food Data By Country			
Country	Lead instructors	Courses Completed	Certificates Issued
Afghanistan	0	0	2
Albania	0	0	2
Algeria	0	0	4
Andorra	0	0	1
Antigua and Barbuda	0	1	3
Argentina	14	83	1,041
Armenia	0	0	3
Australia	3	8	80
Austria	0	2	82
Azerbaijan	0	0	2
Bahamas	0	1	24
Bangladesh	3	1	51
Barbados	9	13	130
Belgium	4	27	184
Belize	0	3	37
Benin	1	4	32
Bolivia	0	6	152
Bosnia and Herzegovina	0	0	27
Botswana	0	0	2
Brazil	10	139	1,312
Bulgaria	1	4	23
Burkina Faso	0	0	3
Burundi	1	0	4
Cambodia	0	4	40
Cameroon	0	0	9
Canada	46	506	4,122
Cape Verde	0	0	4
Cayman Islands	1	0	8
Chile	21	183	1,835
China	107	373	5,542
Cocos (Keeling) Islands	0	0	1
Colombia	27	163	2,569
Congo, The Democratic Republic of the	0	0	2

Human Food Data By Country (cont.)			
Country	Lead instructors	Courses Completed	Certificates Issued
Costa Rica	13	106	1,055
Cote d'Ivoire	0	7	62
Croatia	1	9	45
Cuba	0	1	24
Cyprus	1	1	21
Czech Republic	0	0	8
Denmark	2	20	173
Dominica	0	1	1
Dominican Republic	13	55	666
Ecuador	28	147	1,664
Egypt	6	21	212
El Salvador	11	42	352
Estonia	0	0	4
Eswatini	0	0	1
Ethiopia	1	1	18
Fiji	0	3	57
Finland	0	1	13
France	12	230	1,347
Gambia	1	1	29
Georgia	0	1	10
Germany	5	122	1,091
Ghana	10	2	32
Greece	5	48	383
Grenada	0	1	22
Guadeloupe	0	0	1
Guam	1	0	1
Guatemala	33	100	1,416
Guyana	0	4	62
Haiti	2	5	49

Human Food Data By Country (cont.)			
Country	Lead instructors	Courses Completed	Certificates Issued
Honduras	8	33	580
Hong Kong	1	7	12
Hungary	2	13	48
India	129	350	3,198
Indonesia	3	103	662
Ireland	5	57	512
Israel	2	20	543
Italy	33	571	4,899
Jamaica	12	71	606
Japan	25	303	3,350
Jordan	0	1	11
Kazakhstan	0	0	1
Kenya	10	10	140
Korea, Democratic People's Republic of	0	0	33
Korea, Republic of	7	99	1,493
Kuwait	0	0	3
Latvia	0	0	3
Lebanon	3	7	163
Liberia	0	0	1
Liechtenstein	0	0	2
Lithuania	1	11	89
Luxembourg	0	3	37
Madagascar	2	10	132
Malawi	0	0	8
Malaysia	7	115	1,073
Maldives	0	1	17
Mali	0	0	1
Malta	0	0	1
Mauritius	1	4	51
Mexico	94	920	11,518

Human Food Data By Country (cont.)			
Country	Lead instructors	Courses Completed	Certificates Issued
Micronesia, Federated States of	0	0	1
Monaco	0	0	2
Morocco	0	7	167
Mozambique	0	0	3
Myanmar	0	0	5
Nepal	2	0	2
Netherlands	5	94	699
New Zealand	0	1	45
Nicaragua	0	14	240
Nigeria	1	0	38
North Macedonia	0	0	21
Norway	0	6	77
Oman	0	0	10
Pakistan	2	12	74
Panama	3	3	110
Papua New Guinea	0	0	2
Paraguay	10	18	366
Peru	46	177	1,863
Philippines	4	38	594
Poland	2	51	387
Portugal	2	26	284
Puerto Rico	0	2	3
Qatar	0	2	4
Romania	1	0	10
Russian Federation	0	0	5
Rwanda	0	0	46
Saint Lucia	1	0	3

Human Food Data By Country (cont.)			
Country	Lead instructors	Courses Completed	Certificates Issued
Saudi Arabia	0	1	50
Senegal	0	0	1
Serbia	0	0	32
Singapore	2	17	232
Slovakia	0	0	7
Slovenia	0	1	17
South Africa	1	5	106
Spain	24	401	3,453
Sri Lanka	3	23	211
Sudan	0	0	6
Sweden	0	2	36
Switzerland	1	23	236
Taiwan	10	116	1,938
Tanzania, United Republic of	1	2	10
Thailand	23	269	3,432
Tonga	0	0	5
Trinidad and Tobago	9	33	293
Tunisia	0	1	42
Turkey	5	85	760
Turks and Caicos Islands	0	0	1
Uganda	3	0	18
Ukraine	1	0	11
United Arab Emirates	3	2	64
United Kingdom	10	58	487
United States	1,370	8,172	101,423
Uruguay	0	15	165
Uzbekistan	1	0	1
Venezuela	0	0	39
Vietnam	8	132	1,491
Zambia	1	0	5
Zimbabwe	0	0	1

Cumulative Animal Food Data

Animal Food

Total Certificates Issued to Date	Total	17,046
	Domestic	15,153
	International	1,893
Certificates Issued Asynchronously <small>Asynchronous certificate totals are included with total certificates issued</small>	Total	247
Part 2 Certificates Issued <small>Part 2 certificate totals are included with total certificates issued</small>	Total	818
	Domestic	796
	International	22

Participant Courses Completed	Total	1,434
	Domestic	1,259
	International	175

Animal Food Blended

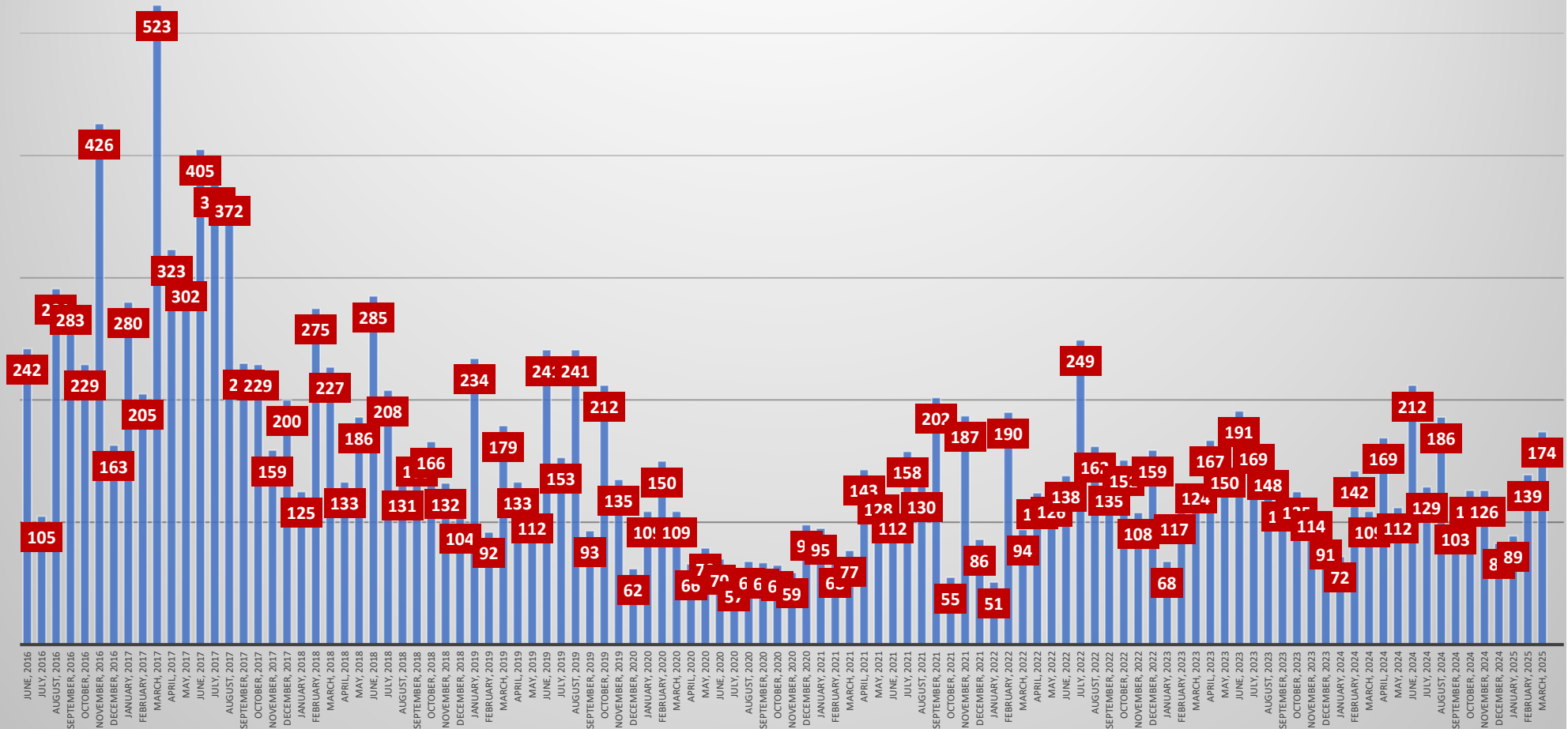
Part 1 Course Completions	Total	914
	Domestic	887
	International	27
Part 2 Courses Completed	Total	171
	Domestic	170
	International	1

Lead Instructor

Lead Instructor Certificates to Date	Total	362
	Domestic	287
	International	75
LI Courses Completed	Total	18
	Domestic	14
	International	4

Current Good Manufacturing Practices (CGMPs) for Animal Food Production	Total	110
	Domestic	105
	International	5

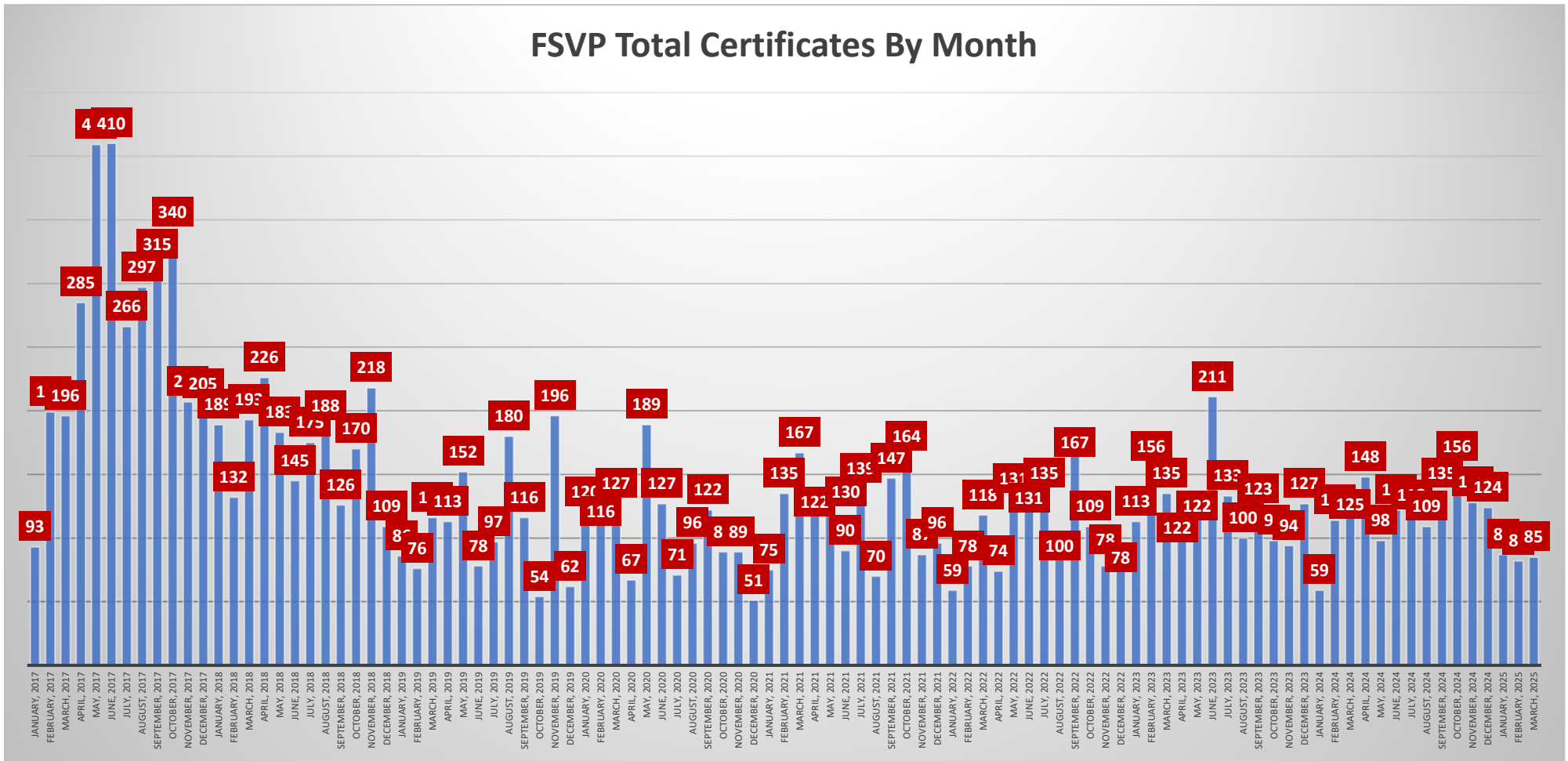
Animal Food Total PCQI Certificates By Month



Data reported for the past 2-3 months are subject to change due to lag in submission of course rosters by instructors. Data reconciled quarterly.

Cumulative FSVP Data		
FSVP		
Total Certificates Issued to Date	Total	13,770
	Domestic	11,507
	International	2,263
Certificates Issued Asynchronously <small>Asynchronous certificate totals included with total certificates issued</small>	Total	790
Part 2 Certificates Issued <small>Part 2 certificate totals included with total certificates issued</small>	Total	546
	Domestic	511
	International	35
Participant Courses Completed		
Participant Courses Completed	Total	1,650
	Domestic	1,385
	International	265
FSVP Blended		
Part 1 Course Completions	Total	667
	Domestic	614
	International	53
Part 2 Courses Completed	Total	171
	Domestic	170
	International	1
Lead Instructor		
Lead Instructor Certificates to Date	Total	379
	Domestic	318
	International	61
LI Courses Completed		
LI Courses Completed	Total	18
	Domestic	18
	International	0

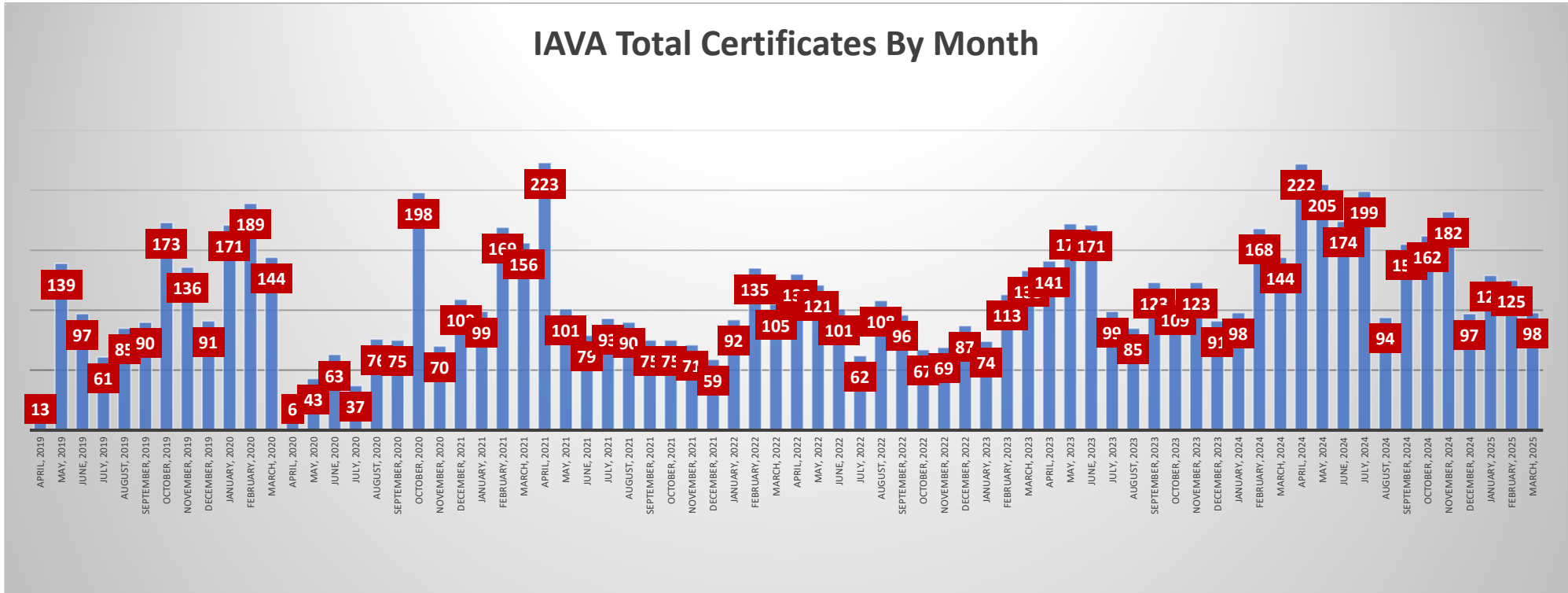
FSVP Total Certificates By Month



Data reported for the past 2-3 months are subject to change due to lag in submission of course rosters by instructors. Data reconciled quarterly.

Cumulative IAVA Data		
IAVA		
Total Certificates Issued to Date	Total	8,215
	Domestic	3,520
	International	4,695
Participant Courses Completed		
Participant Courses Completed	Total	1,035
	Domestic	484
	International	551
Lead Instructor		
Lead Instructor Certificates to Date	Total	98
	Domestic	63
	International	35
LI Courses Completed		
LI Courses Completed	Total	8
	Domestic	8
	International	0
Intentional Adulteration		
Food Defense Awareness for the IA Rule	Number of times accessed	329,327
Food Defense Awareness for the IA Rule: Spanish	Number of times accessed	46,394
Overview of the Intentional Adulteration Rule (IA Rule)	Number of times accessed	99,337
FSPCA IA Conducting Vulnerability Assessments using Key Activity Types		
FSPCA IA Conducting Vulnerability Assessments using Key Activity Types	Completed	3,954
FSPCA IA Identification and Explanation of Mitigation Strategies	Completed	3,656
FSPCA IA Food Defense Plan Preparation and Reanalysis	Completed	2,055

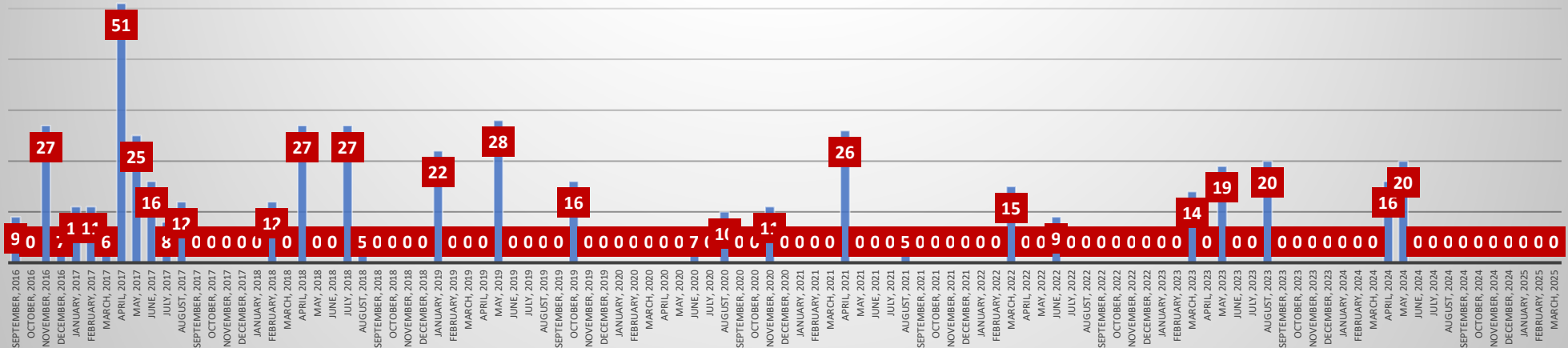
IAVA Total Certificates By Month



Data reported for the past 2-3 months are subject to change due to lag in submission of course rosters by instructors. Data reconciled quarterly.

Cumulative Sprout Data		
Sprout		
Total Certificates Issued to Date	Total	492
	Domestic	462
	International	30
Part 2 Certificates Issued <small>Part 2 certificate totals included with total certificates issued</small>	Total	261
	Domestic	258
	International	3
Participant Courses Completed	Total	38
	Domestic	36
	International	2
Sprout Blended		
Part 1 Course Completions	Total	333
	Domestic	330
	International	3
Part 2 Course Completions	Total	21
	Domestic	21
	International	0
Lead Instructor Certificates to Date	Total	40
	Domestic	37
	International	3
LI Courses Completed	Total	9
	Domestic	9
	International	0

Sprout Total Certificates By Month



Data reported for the past 2-3 months are subject to change due to lag in submission of course rosters by instructors. Data reconciled quarterly.