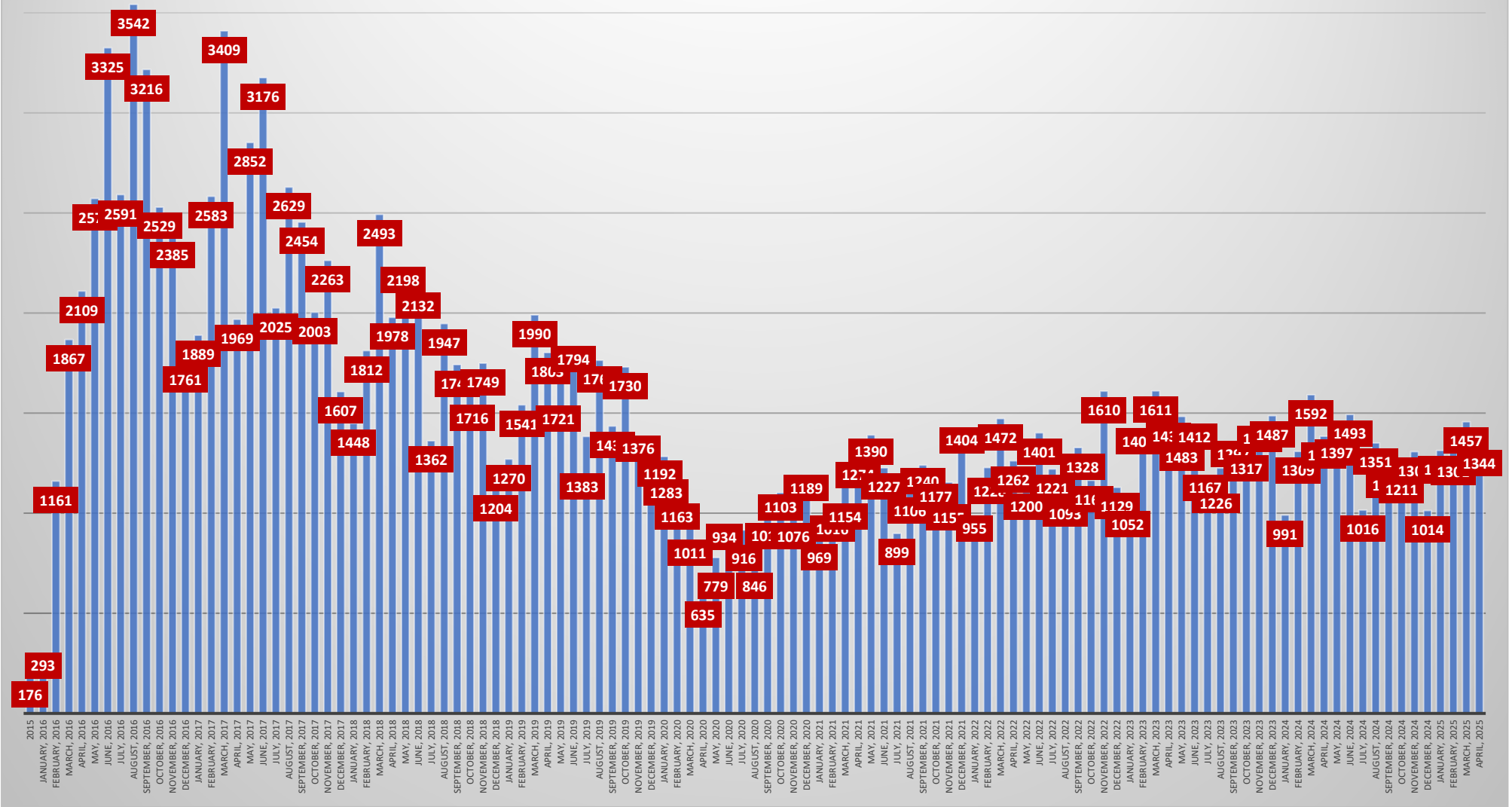


Cumulative Human Food Data		
Human Food		
Total Certificates Issued to Date	Total	176,726
	Domestic	102,499
	International	74,227
Certificates Issued Asynchronously Asynchronous certificate totals included with total certificates issued	Total	5,700
Part 2 Certificates Issued Part 2 certificate totals included with total certificates issued	Total	6,401
	Domestic	5,855
	International	546
Human Food v2.0 Certificates Issued HF v2.0 certificate totals included with total certificates issued (includes Pilot)	Total	3,790
	Domestic	2,236
	International	1,554
Participant Courses Completed		
Participant Courses Completed	Total	15,432
	Domestic	8,343
	International	7,089
Human Food v2.0 HF v2.0 course totals included with participant courses completed (includes Pilot)	Total	372
	Domestic	193
	International	179
Human Food Blended		
Part 1 Course Completions	Total	7,090
	Domestic	6,487
	International	603
Part 2 Courses Completed	Total	1,228
	Domestic	1,113
	International	115

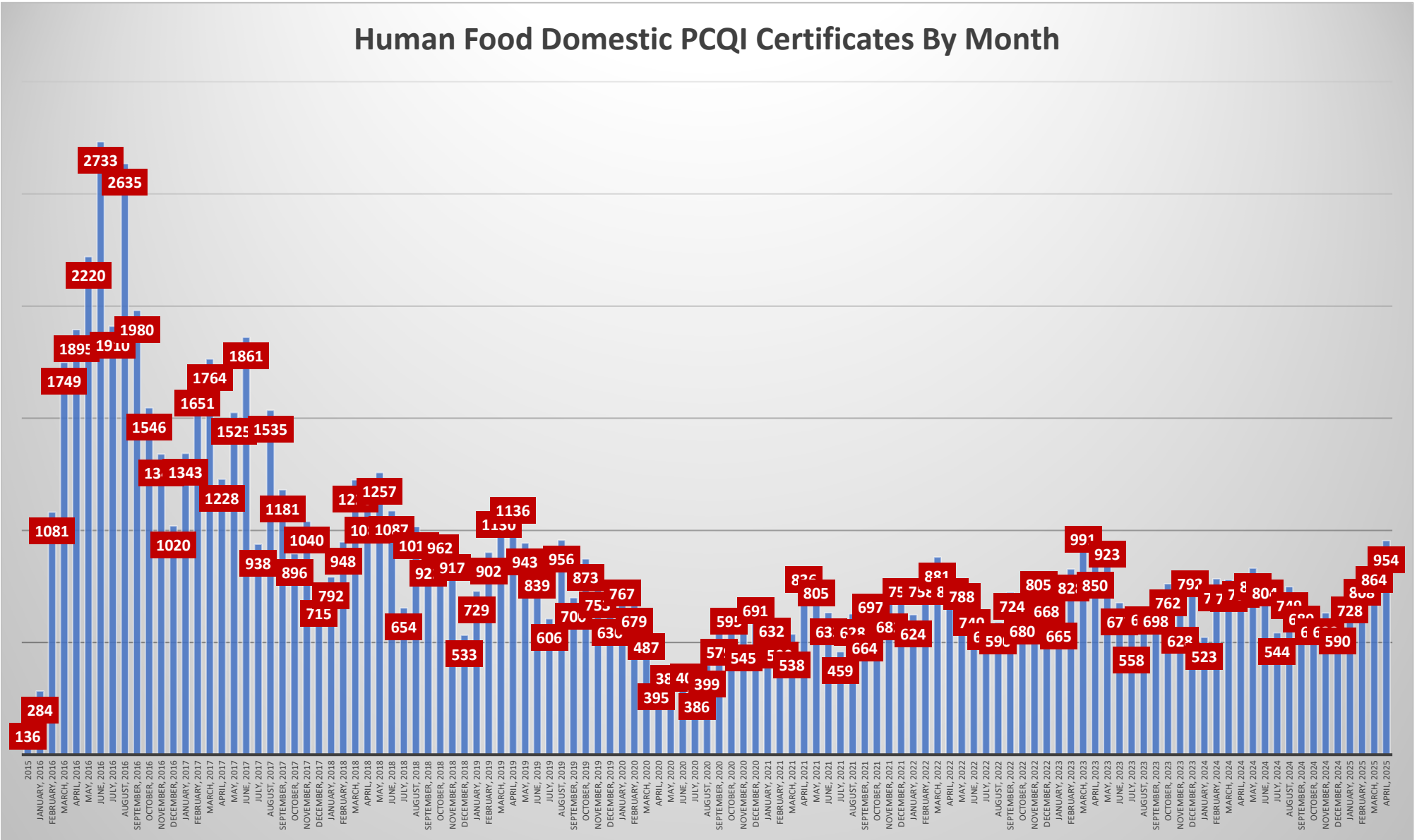
Cumulative Human Food Data, continued		
Lead Instructor		
Lead Instructor Certificates to Date	Total	2,307
	Domestic	1,374
	International	933
v2.0 Lead Instructor Certificates to Date HF v2.0 certificate total are included with lead instructor certificates issued to date	Total	14
	Domestic	11
	International	0
v2.0 Refresher Certificates to Date HF v2.0 certificate total are included with total certificates issued	Total	765
	Domestic	488
	International	277
LI Courses Completed		
LI Courses Completed	Total	110
	Domestic	72
	International	38
LI v2.0 Refresher Courses Completed	Total	46
	Domestic	46
	International	0
LI v2.0 Courses Completed HF v2.0 certificate total are included with total certificates issued	Total	1
	Domestic	1
	International	0

Human Food Total PCQI Certificates By Month



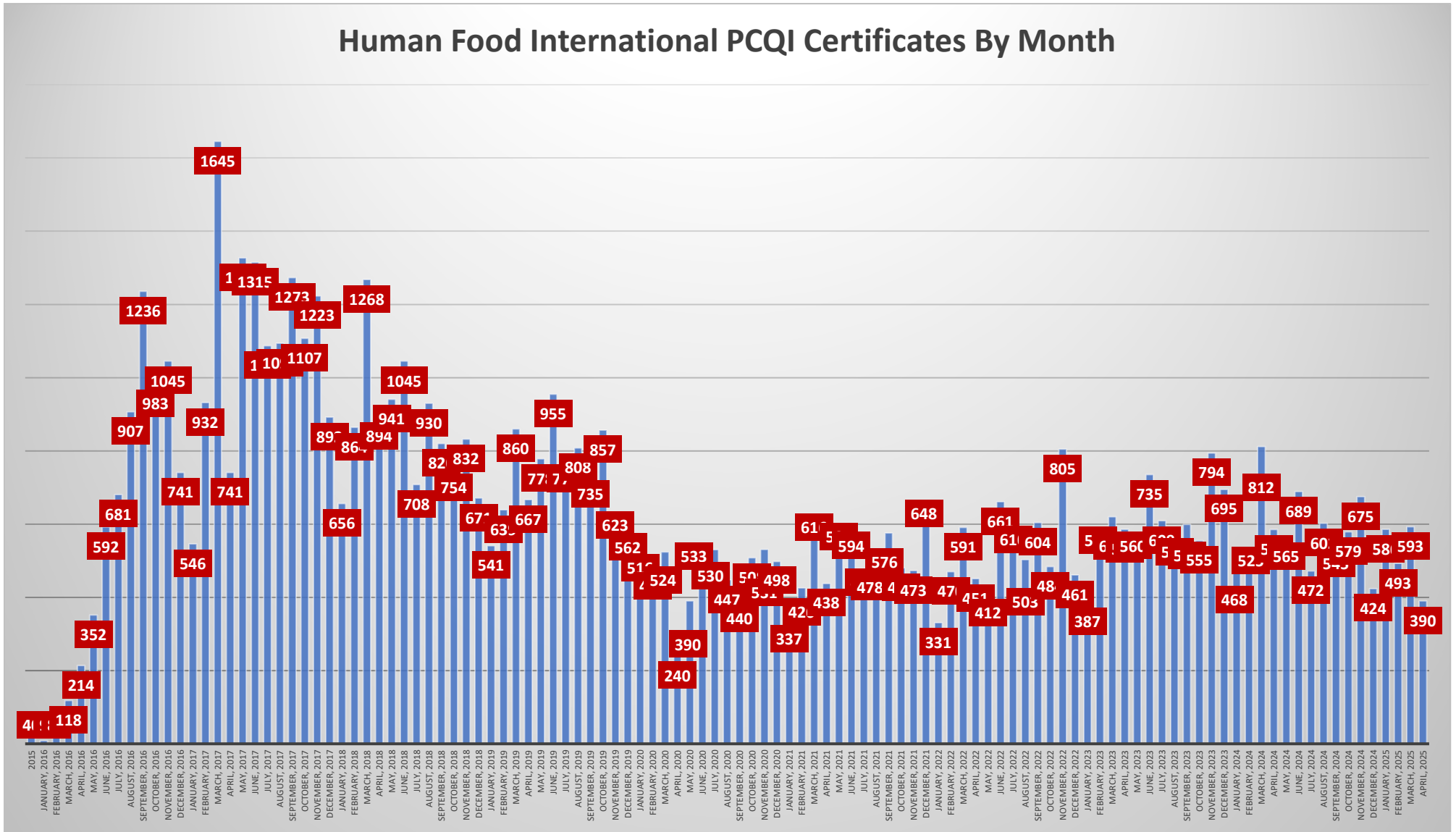
Data reported for the past 2-3 months are subject to change due to lag in submission of course rosters by instructors. Data reconciled quarterly.

Human Food Domestic PCQI Certificates By Month



Data reported for the past 2-3 months are subject to change due to lag in submission of course rosters by instructors. Data reconciled quarterly.

Human Food International PCQI Certificates By Month



Data reported for the past 2-3 months are subject to change due to lag in submission of course rosters by instructors. Data reconciled quarterly.

Human Food Data By Country			
Country	Lead instructors	Courses Completed	Certificates Issued
Afghanistan	0	0	2
Albania	0	0	2
Algeria	0	0	4
Andorra	0	0	1
Antigua and Barbuda	0	1	3
Argentina	14	83	1,043
Armenia	0	0	3
Australia	3	8	80
Austria	0	2	82
Azerbaijan	0	0	2
Bahamas	0	1	24
Bangladesh	3	1	51
Barbados	10	13	130
Belgium	4	27	186
Belize	0	3	37
Benin	1	4	32
Bolivia	0	6	152
Bosnia and Herzegovina	0	0	27
Botswana	0	0	2
Brazil	10	142	1,330
Bulgaria	1	5	23
Burkina Faso	0	0	3
Burundi	1	0	4
Cambodia	0	5	50
Cameroon	0	0	9
Canada	48	512	4,125
Cape Verde	0	0	4
Cayman Islands	1	0	8
Chile	21	185	1,841
China	109	381	5,606
Cocos (Keeling) Islands	0	0	1
Colombia	26	165	2,586
Congo, The Democratic Republic of the	0	0	2

Human Food Data By Country (cont.)			
Country	Lead instructors	Courses Completed	Certificates Issued
Costa Rica	13	108	1,063
Cote d'Ivoire	0	8	62
Croatia	1	10	45
Cuba	0	1	24
Cyprus	1	1	21
Czech Republic	0	0	8
Denmark	3	20	173
Dominica	0	1	1
Dominican Republic	13	56	668
Ecuador	28	147	1,664
Egypt	6	21	212
El Salvador	12	42	353
Estonia	0	0	4
Eswatini	0	0	1
Ethiopia	1	1	18
Fiji	0	3	57
Finland	0	1	13
France	12	232	1,360
Gambia	1	1	29
Georgia	0	1	10
Germany	5	122	1,091
Ghana	10	2	42
Greece	5	48	383
Grenada	0	1	22
Guadeloupe	0	0	1
Guam	1	0	1
Guatemala	33	102	1,456
Guyana	0	4	62
Haiti	2	5	49

Human Food Data By Country (cont.)			
Country	Lead instructors	Courses Completed	Certificates Issued
Honduras	8	33	580
Hong Kong	1	7	12
Hungary	2	13	48
India	128	362	3,252
Indonesia	4	105	668
Ireland	5	58	521
Israel	2	20	544
Italy	34	581	4,918
Jamaica	12	72	608
Japan	25	308	3,377
Jordan	0	1	11
Kazakhstan	0	0	1
Kenya	10	10	140
Korea, Democratic People's Republic of	0	0	33
Korea, Republic of	7	102	1,492
Kuwait	0	0	3
Latvia	0	0	3
Lebanon	3	7	163
Liberia	0	0	1
Liechtenstein	0	0	2
Lithuania	1	11	90
Luxembourg	0	3	37
Madagascar	2	11	154
Malawi	0	0	8
Malaysia	7	115	1,074
Maldives	0	1	17
Mali	0	0	1
Malta	0	0	1
Mauritius	1	4	51
Mexico	95	940	11,711

Human Food Data By Country (cont.)			
Country	Lead instructors	Courses Completed	Certificates Issued
Micronesia, Federated States of	0	0	1
Monaco	0	0	2
Morocco	0	7	167
Mozambique	0	0	3
Myanmar	0	0	5
Nepal	2	0	2
Netherlands	5	95	704
New Zealand	0	1	46
Nicaragua	0	14	241
Nigeria	1	0	38
North Macedonia	0	0	21
Norway	0	6	78
Oman	0	0	10
Pakistan	2	13	76
Panama	3	3	110
Papua New Guinea	0	0	2
Paraguay	10	18	367
Peru	46	181	1,878
Philippines	4	39	600
Poland	2	51	387
Portugal	2	27	297
Puerto Rico	0	2	3
Qatar	0	2	4
Romania	1	0	10
Russian Federation	0	0	5
Rwanda	0	0	46
Saint Lucia	1	0	3

Human Food Data By Country (cont.)			
Country	Lead instructors	Courses Completed	Certificates Issued
Saudi Arabia	0	1	50
Senegal	0	0	1
Serbia	0	0	32
Singapore	2	17	232
Slovakia	0	0	7
Slovenia	0	1	17
South Africa	1	5	106
Spain	24	408	3,494
Sri Lanka	3	24	211
Sudan	0	0	6
Sweden	0	2	36
Switzerland	1	23	236
Taiwan	10	118	1,947
Tanzania, United Republic of	1	2	10
Thailand	23	275	3,459
Tonga	0	0	5
Trinidad and Tobago	10	34	293
Tunisia	0	1	42
Turkey	5	88	785
Turks and Caicos Islands	0	0	1
Uganda	3	0	18
Ukraine	1	0	11
United Arab Emirates	4	2	64
United Kingdom	10	59	487
United States	1,374	8,316	102,499
Uruguay	0	15	165
Uzbekistan	1	0	1
Venezuela	0	0	39
Vietnam	8	133	1,491
Zambia	1	0	5
Zimbabwe	0	0	1

Cumulative Animal Food Data

Animal Food

Total Certificates Issued to Date	Total	17,232
	Domestic	15,323
	International	1,909
Certificates Issued Asynchronously <small>Asynchronous certificate totals are included with total certificates issued</small>	Total	267
Part 2 Certificates Issued <small>Part 2 certificate totals are included with total certificates issued</small>	Total	822
	Domestic	800
	International	22

Participant Courses Completed	Total	1,450
	Domestic	1,272
	International	178

Animal Food Blended

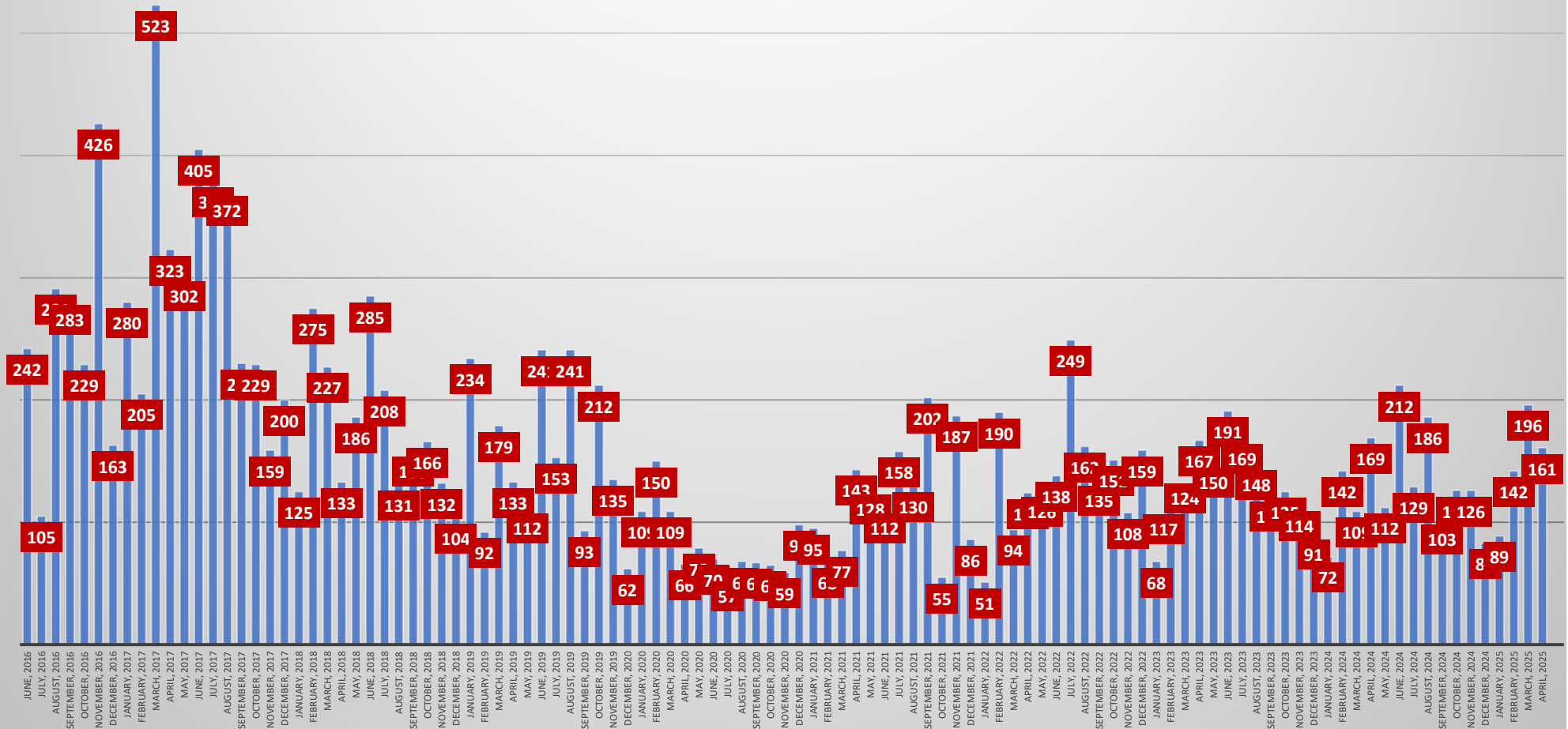
Part 1 Course Completions	Total	915
	Domestic	888
	International	27
Part 2 Courses Completed	Total	173
	Domestic	172
	International	1

Lead Instructor

Lead Instructor Certificates to Date	Total	362
	Domestic	287
	International	75
LI Courses Completed	Total	18
	Domestic	14
	International	4

Current Good Manufacturing Practices (CGMPs) for Animal Food Production	Total	111
	Domestic	106
	International	5

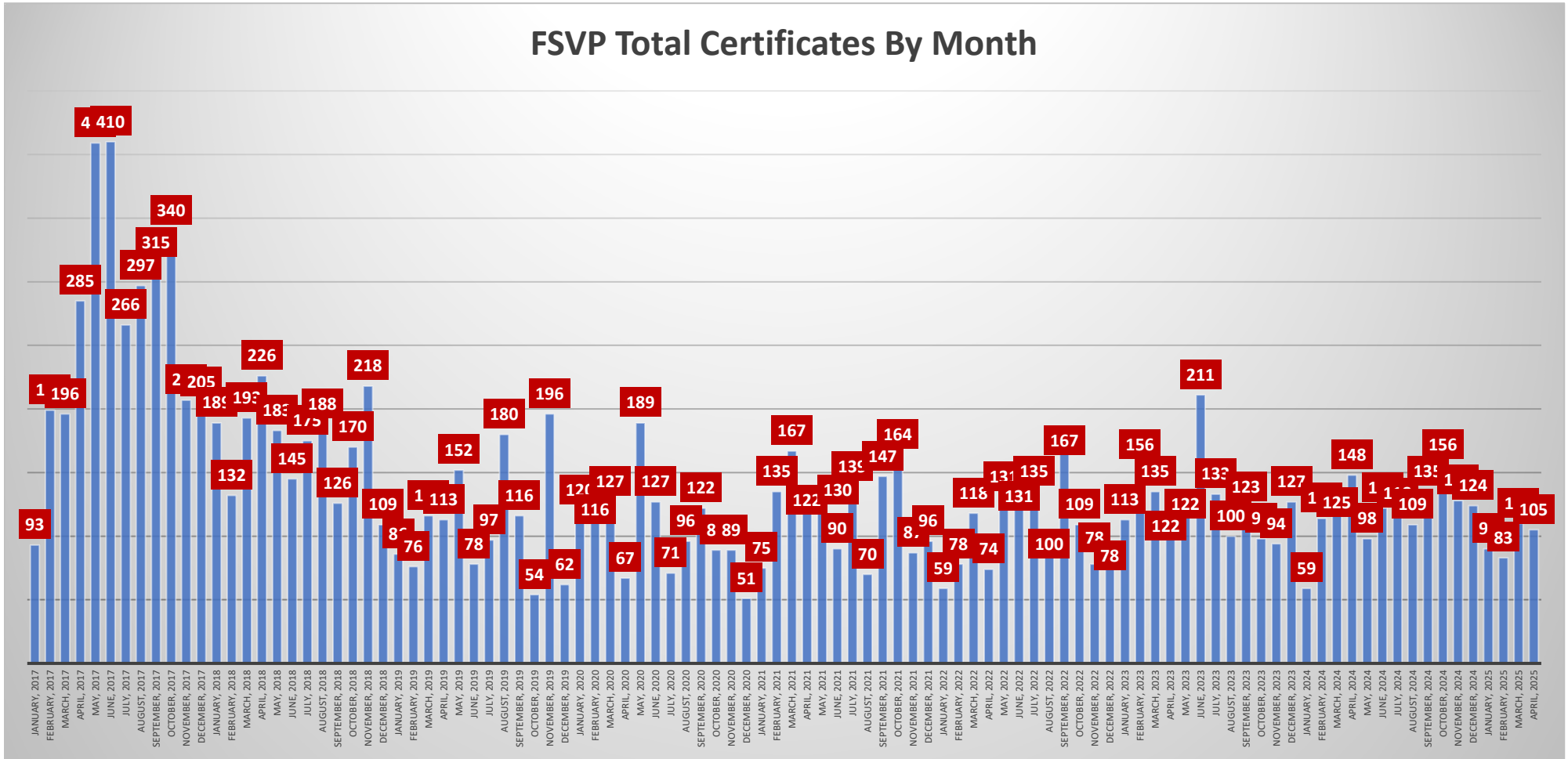
Animal Food Total PCQI Certificates By Month



Data reported for the past 2-3 months are subject to change due to lag in submission of course rosters by instructors. Data reconciled quarterly.

Cumulative FSVP Data		
FSVP		
Total Certificates Issued to Date	Total	13,904
	Domestic	11,609
	International	2,295
Certificates Issued Asynchronously <small>Asynchronous certificate totals included with total certificates issued</small>	Total	819
Part 2 Certificates Issued <small>Part 2 certificate totals included with total certificates issued</small>	Total	547
	Domestic	512
	International	35
Participant Courses Completed		
Participant Courses Completed	Total	1,667
	Domestic	1,397
	International	270
FSVP Blended		
Part 1 Course Completions	Total	770
	Domestic	712
	International	58
Part 2 Courses Completed	Total	165
	Domestic	163
	International	2
Lead Instructor		
Lead Instructor Certificates to Date	Total	379
	Domestic	318
	International	61
LI Courses Completed		
LI Courses Completed	Total	18
	Domestic	18
	International	0

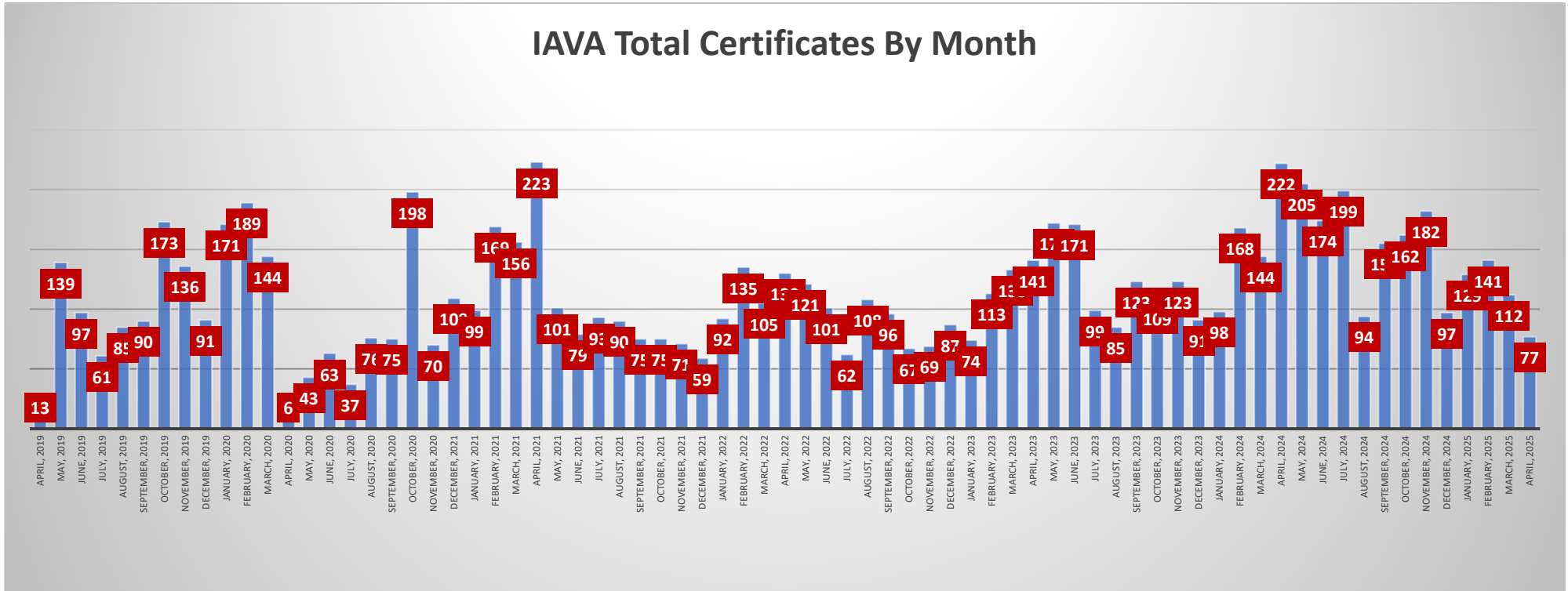
FSVP Total Certificates By Month



Data reported for the past 2-3 months are subject to change due to lag in submission of course rosters by instructors. Data reconciled quarterly.

Cumulative IAVA Data		
IAVA		
Total Certificates Issued to Date	Total	8,322
	Domestic	3,561
	International	4,761
Participant Courses Completed		
Participant Courses Completed	Total	1,051
	Domestic	489
	International	562
Lead Instructor		
Lead Instructor Certificates to Date	Total	98
	Domestic	63
	International	35
LI Courses Completed		
LI Courses Completed	Total	8
	Domestic	8
	International	0
Intentional Adulteration		
Food Defense Awareness for the IA Rule	Number of times accessed	334,883
Food Defense Awareness for the IA Rule: Spanish	Number of times accessed	47,677
Overview of the Intentional Adulteration Rule (IA Rule)	Number of times accessed	101,398
FSPCA IA Conducting Vulnerability Assessments using Key Activity Types		
FSPCA IA Conducting Vulnerability Assessments using Key Activity Types	Completed	3,985
FSPCA IA Identification and Explanation of Mitigation Strategies	Completed	3,684
FSPCA IA Food Defense Plan Preparation and Reanalysis	Completed	2,090

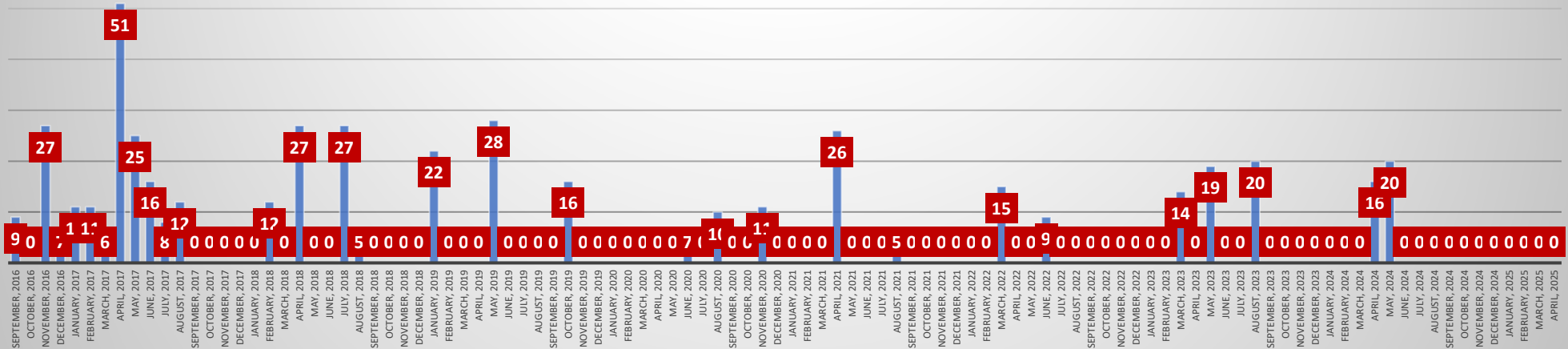
IAVA Total Certificates By Month



Data reported for the past 2-3 months are subject to change due to lag in submission of course rosters by instructors. Data reconciled quarterly.

Cumulative Sprout Data		
Sprout		
Total Certificates Issued to Date	Total	492
	Domestic	462
	International	30
Part 2 Certificates Issued Part 2 certificate totals included with total certificates issued	Total	261
	Domestic	258
	International	3
Participant Courses Completed		
Participant Courses Completed	Total	43
	Domestic	41
	International	2
Sprout Blended		
Part 1 Course Completions	Total	334
	Domestic	331
	International	3
Part 2 Course Completions	Total	21
	Domestic	21
	International	0
Lead Instructor Certificates to Date		
Lead Instructor Certificates to Date	Total	40
	Domestic	37
	International	3
LI Courses Completed		
LI Courses Completed	Total	9
	Domestic	9
	International	0

Sprout Total Certificates By Month



Data reported for the past 2-3 months are subject to change due to lag in submission of course rosters by instructors. Data reconciled quarterly.