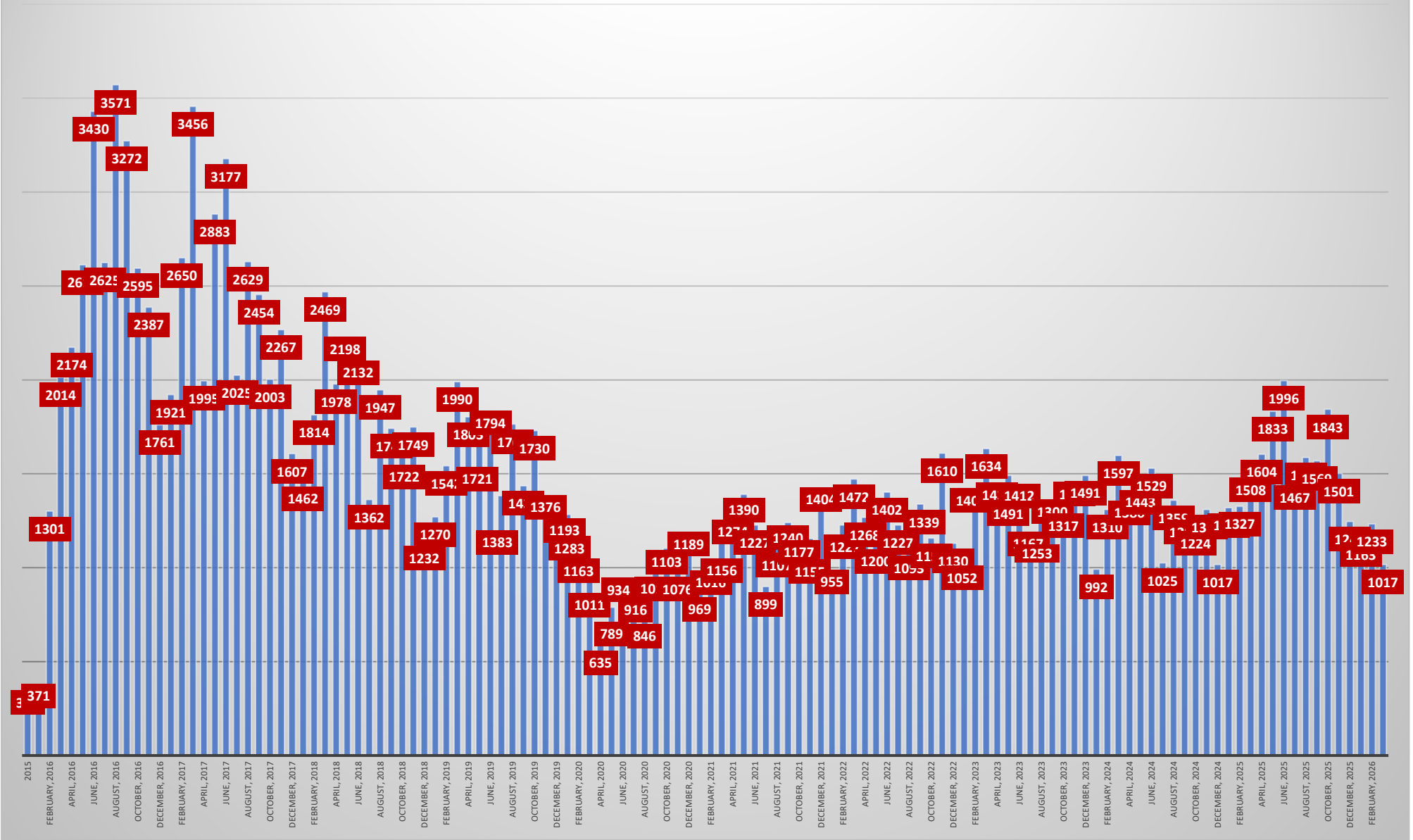


Cumulative Human Food Data		
Human Food		
Total Certificates Issued to Date	Total	193,515
	Domestic	110,759
	International	82,756
V2.0 Certificates Issued to Date	Total	19,503
	Domestic	9,715
	International	9,788
Certificates Issued Asynchronously Asynchronous certificate totals included with total certificates issued	Total	6,949
	V2.0	752
Part 2 Certificates Issued Part 2 certificate totals included with total certificates issued	Total	6,757
	Domestic	6,166
	International	591
Part 2 V2.0 Certificates Issued Part 2 certificate totals included with total certificates issued	Total	287
	Domestic	242
	International	45
Participant Courses Completed	Total	17,028
	Domestic	9,101
	International	7,927
HF v2.0 Courses completed HF v2.0 course totals included with participant courses completed (includes Pilot)	Total	1,906
	Domestic	912
	International	994

Cumulative Human Food Data, continued		
Human Food Blended		
Part 1 Course Completions	Total	7,475
	Domestic	6,827
	International	648
Part 1 V2.0 Course Completions	Total	391
	Domestic	346
	International	45
Part 2 Courses Completed	Total	1,355
	Domestic	1,232
	International	123
Part 2 V2.0 Courses Completed	Total	102
	Domestic	95
	International	7

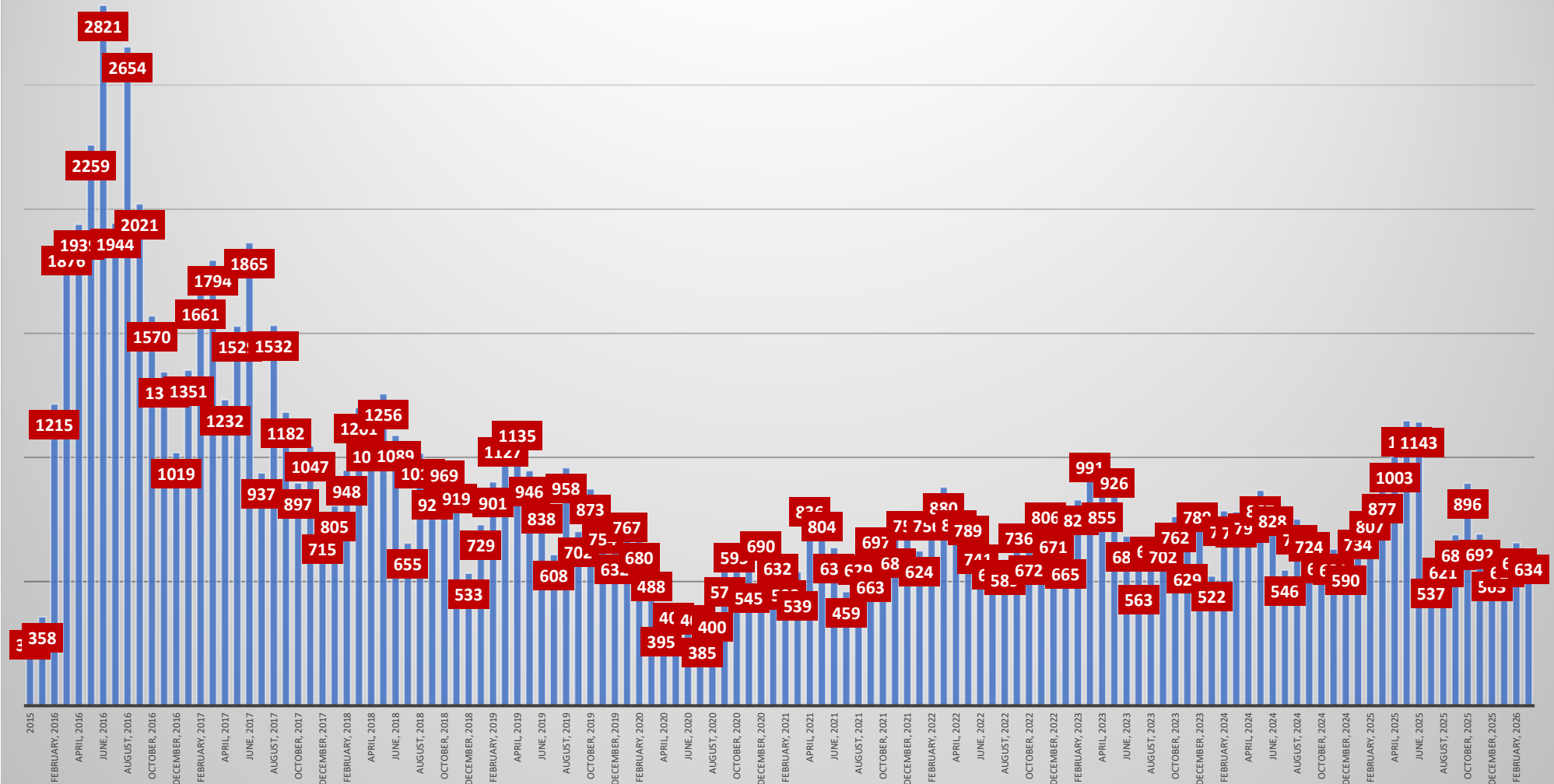
Cumulative Human Food Data, continued		
Lead Instructor		
Lead Instructor Certificates to Date	Total	2,352
	Domestic	1,405
	International	947
v2.0 Lead Instructor Certificates to Date <small>HF v2.0 certificate total are included with lead instructor certificates issued to date</small>	Total	59
	Domestic	46
	International	0
v2.0 Refresher Certificates to Date <small>HF v2.0 certificate total are included with total certificates issued</small>	Total	1,054
	Domestic	618
	International	436
LI Courses Completed	Total	113
	Domestic	75
	International	38
LI v2.0 Refresher Courses Completed	Total	63
	Domestic	60
	International	3
LI v2.0 Courses Completed <small>HF v2.0 certificate total are included with total certificates issued</small>	Total	4
	Domestic	4
	International	0

Human Food Total PCQI Certificates By Month



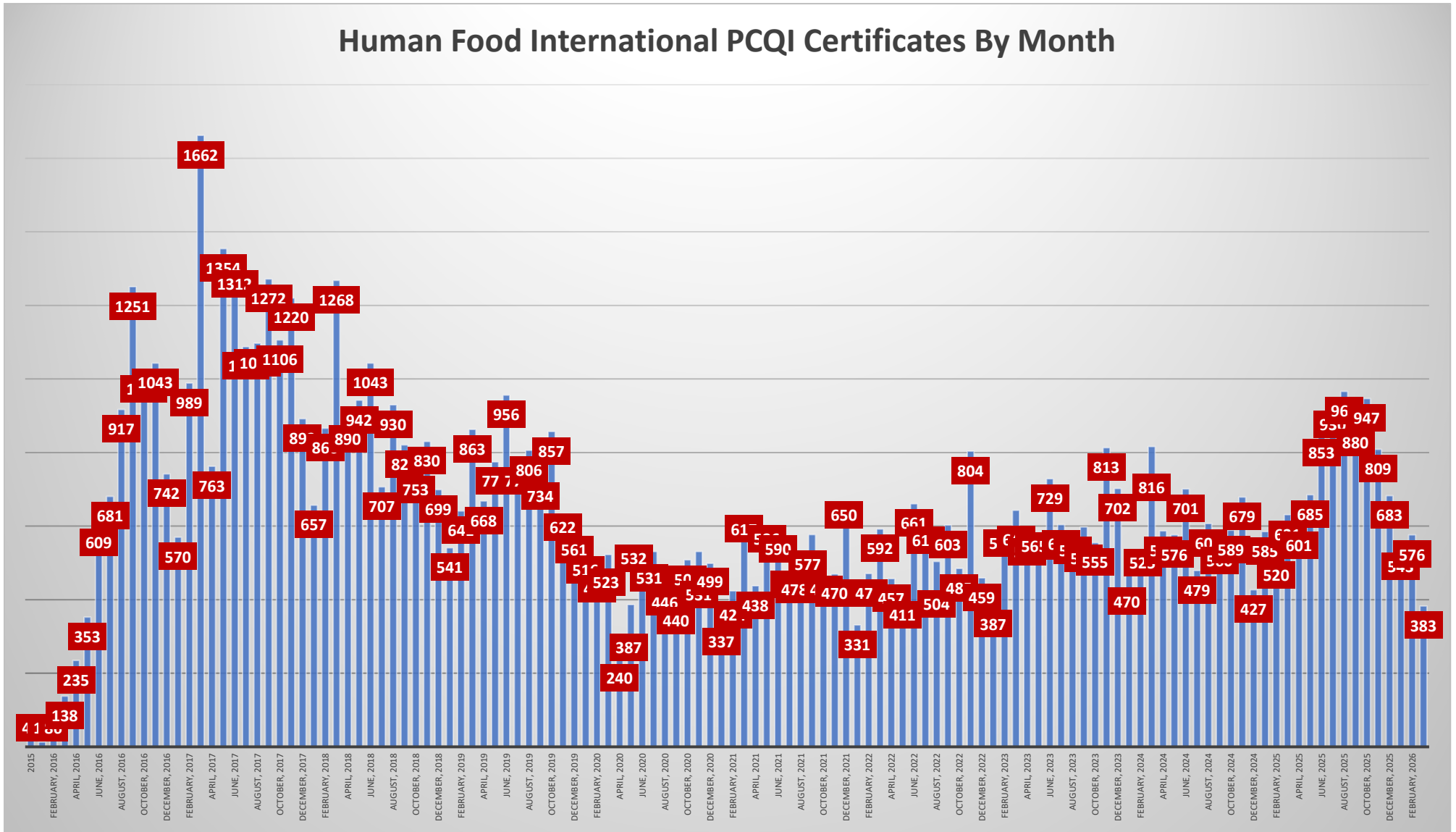
Data reported for the past 2-3 months are subject to change due to lag in submission of course rosters by instructors. Data reconciled quarterly.

Human Food Domestic PCQI Certificates By Month



Data reported for the past 2-3 months are subject to change due to lag in submission of course rosters by instructors. Data reconciled quarterly.

Human Food International PCQI Certificates By Month



Data reported for the past 2-3 months are subject to change due to lag in submission of course rosters by instructors. Data reconciled quarterly.

Human Food Data By Country			
Country	Lead instructors	Courses Completed	Certificates Issued
Afghanistan	0	0	2
Albania	0	0	2
Algeria	0	0	5
American Samoa	0	0	2
Andorra	0	0	1
Antigua and Barbuda	0	1	3
Argentina	14	92	1,152
Armenia	0	0	3
Australia	3	8	87
Austria	0	2	85
Azerbaijan	0	0	2
Bahamas	0	1	24
Bangladesh	3	1	51
Barbados	10	13	133
Belgium	4	31	197
Belize	0	3	38
Benin	1	4	33
Bolivia	0	6	164
Bosnia and Herzegovina	0	0	27
Botswana	0	0	2
Brazil	10	162	1,492
Bulgaria	1	6	34
Burkina Faso	0	0	3
Burundi	1	0	4
Cambodia	0	5	52
Cameroon	0	0	15
Canada	50	540	4,618
Cape Verde	0	0	4
Cayman Islands	1	0	8
Chile	21	211	2,052
China	109	439	6,354
Cocos (Keeling) Islands	0	0	1
Colombia	26	180	2,800

Human Food Data By Country (cont.)			
Country	Lead instructors	Courses Completed	Certificates Issued
Congo, The Democratic Republic of the	0	0	2
Costa Rica	15	115	1,137
Cote d'Ivoire	0	11	66
Croatia	1	10	45
Cuba	0	1	24
Cyprus	1	1	22
Czech Republic	0	0	9
Denmark	3	22	196
Dominica	0	1	1
Dominican Republic	13	61	711
Ecuador	27	172	1,822
Egypt	7	24	232
El Salvador	13	48	411
Estonia	0	0	5
Eswatini	0	0	2
Ethiopia	1	1	19
Fiji	0	3	58
Finland	0	1	16
France	12	259	1,502
Gambia	1	1	29
Georgia	0	2	10
Germany	5	134	1,209
Ghana	10	2	46
Greece	5	50	418
Grenada	0	1	27
Guadeloupe	0	0	1
Guam	1	0	1
Guatemala	31	114	1,645
Guyana	0	4	67
Haiti	2	5	49

Human Food Data By Country (cont.)			
Country	Lead instructors	Courses Completed	Certificates Issued
Honduras	11	36	694
Hong Kong	1	7	14
Hungary	2	14	49
Iceland	0	0	2
India	128	447	3,857
Indonesia	4	119	729
Ireland	4	63	557
Israel	2	21	546
Italy	35	623	5,290
Jamaica	12	76	636
Japan	25	344	3,851
Jordan	0	1	11
Kazakhstan	0	0	1
Kenya	10	10	145
Korea, Democratic People's Republic of	0	0	32
Korea, Republic of	8	110	1,639
Kuwait	0	0	3
Latvia	0	0	3
Lebanon	3	7	167
Liberia	0	0	1
Liechtenstein	0	0	2
Lithuania	1	11	91
Luxembourg	0	3	37
Madagascar	2	16	160
Malawi	0	0	10
Malaysia	7	130	1,214
Maldives	0	1	17
Mali	0	0	1
Malta	0	0	1
Mauritius	1	4	51
Mexico	99	1,076	13,373

Human Food Data By Country (cont.)			
Country	Lead instructors	Courses Completed	Certificates Issued
Micronesia, Federated States of	0	0	1
Monaco	0	0	2
Morocco	0	8	204
Mozambique	0	0	3
Myanmar	0	0	5
Nepal	2	0	2
Netherlands	6	103	747
New Zealand	0	2	53
Nicaragua	1	14	244
Nigeria	1	0	40
North Macedonia	0	0	21
Norway	0	6	83
Oman	0	0	16
Pakistan	2	16	87
Panama	3	4	124
Papua New Guinea	0	0	5
Paraguay	10	18	370
Peru	46	198	2,109
Philippines	4	45	650
Poland	2	55	432
Portugal	2	32	349
Puerto Rico	0	2	47
Qatar	0	3	10
Romania	1	0	10
Russian Federation	0	0	5
Rwanda	0	0	46
Saint Lucia	1	0	3

Human Food Data By Country (cont.)			
Country	Lead instructors	Courses Completed	Certificates Issued
Saint Martin	0	0	1
Saint Vincent and the Grenadines	0	1	1
Saudi Arabia	0	1	52
Senegal	0	0	1
Serbia	0	0	33
Singapore	2	17	234
Slovakia	0	0	7
Slovenia	0	1	20
South Africa	1	5	114
Spain	24	444	3,813
Sri Lanka	3	25	223
Sudan	0	0	6
Sweden	0	2	41
Switzerland	1	23	242
Taiwan	10	127	2,097
Tanzania, United Republic of	1	2	10
Thailand	23	321	3,877
Tonga	0	0	5
Trinidad and Tobago	10	43	311
Tunisia	0	1	42
Türkiye	6	1	923
Turks and Caicos Islands	0	0	1
Uganda	3	0	18
Ukraine	1	0	11
United Arab Emirates	4	2	63
United Kingdom	10	60	525
United States	1,405	9,074	110,759
Uruguay	0	15	175
Uzbekistan	1	0	1
Venezuela	0	0	43
Vietnam	8	155	1,775
Zambia	1	0	5
Zimbabwe	0	0	2

Cumulative Animal Food Data

Animal Food

Total Certificates Issued to Date	Total	18,706
	Domestic	16,506
	International	2,200
Certificates Issued Asynchronously <small>Asynchronous certificate totals are included with total certificates issued</small>	Total	467
Part 2 Certificates Issued <small>Part 2 certificate totals are included with total certificates issued</small>	Total	924
	Domestic	894
	International	30

Participant Courses Completed	Total	1,664
	Domestic	1,421
	International	243

Animal Food Blended

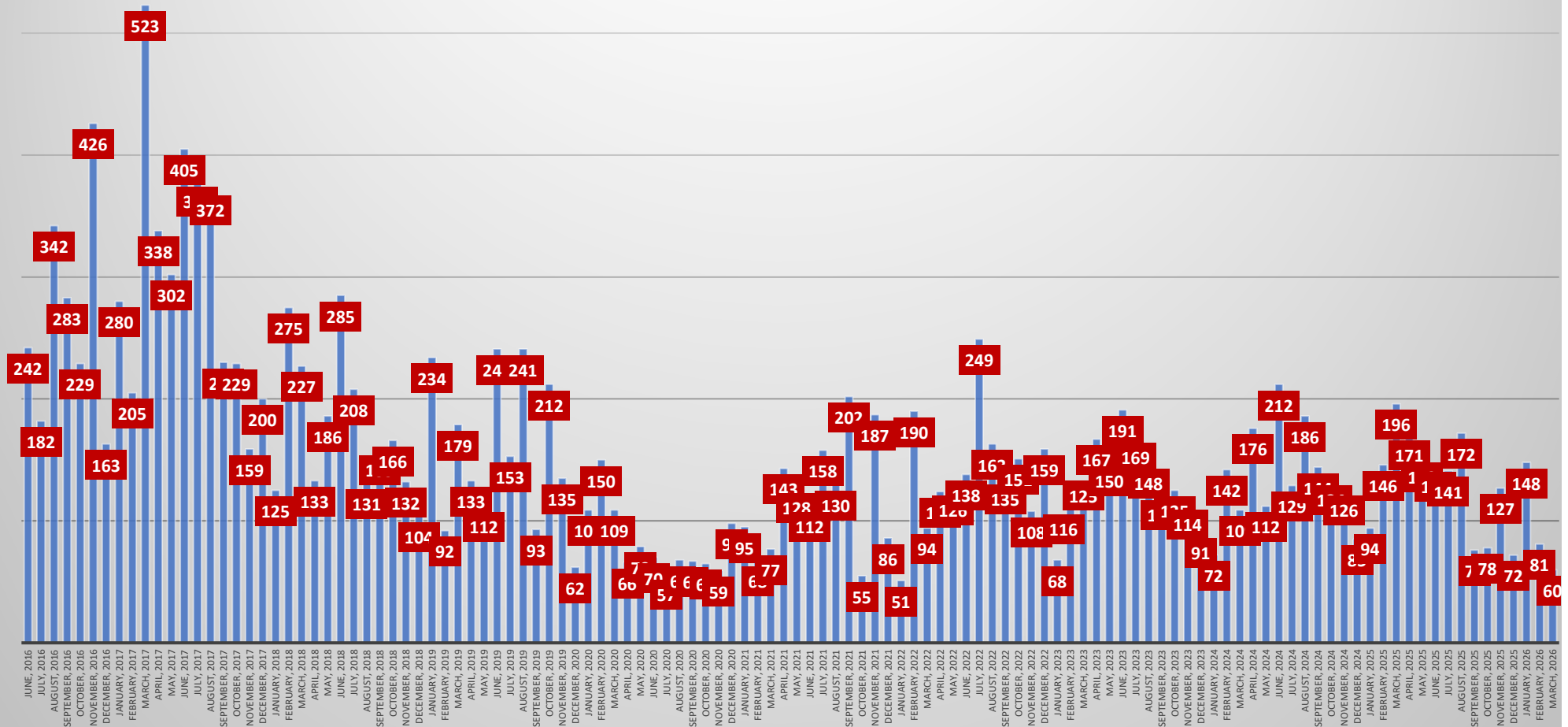
Part 1 Course Completions	Total	1,037
	Domestic	1,000
	International	37
Part 2 Courses Completed	Total	189
	Domestic	188
	International	1

Lead Instructor

Lead Instructor Certificates to Date	Total	367
	Domestic	290
	International	77
LI Courses Completed	Total	19
	Domestic	15
	International	4

Current Good Manufacturing Practices (CGMPs) for Animal Food Production	Total	131
	Domestic	125
	International	6

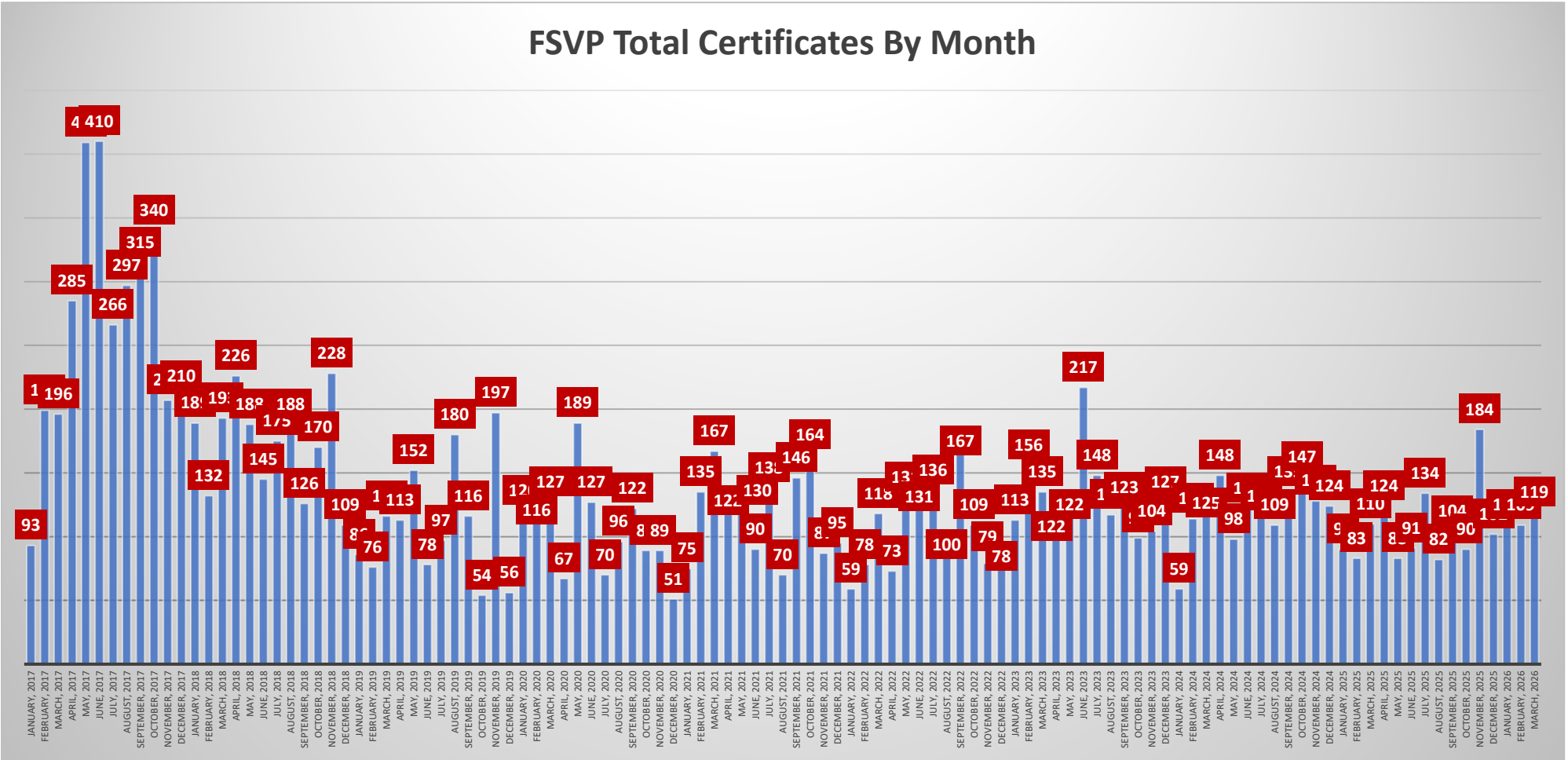
Animal Food Total PCQI Certificates By Month



Data reported for the past 2-3 months are subject to change due to lag in submission of course rosters by instructors. Data reconciled quarterly.

Cumulative FSVP Data		
FSVP		
Total Certificates Issued to Date	Total	15,180
	Domestic	12,529
	International	2,651
Certificates Issued Asynchronously <small>Asynchronous certificate totals included with total certificates issued</small>	Total	1,156
	Domestic	
	International	
Part 2 Certificates Issued <small>Part 2 certificate totals included with total certificates issued</small>	Total	596
	Domestic	557
	International	39
Participant Courses Completed		
Participant Courses Completed	Total	1,827
	Domestic	1,532
	International	295
FSVP Blended		
Part 1 Course Completions	Total	736
	Domestic	677
	International	59
Part 2 Courses Completed	Total	188
	Domestic	186
	International	2
Lead Instructor		
Lead Instructor Certificates to Date	Total	390
	Domestic	325
	International	65
LI Courses Completed	Total	19
	Domestic	19
	International	0

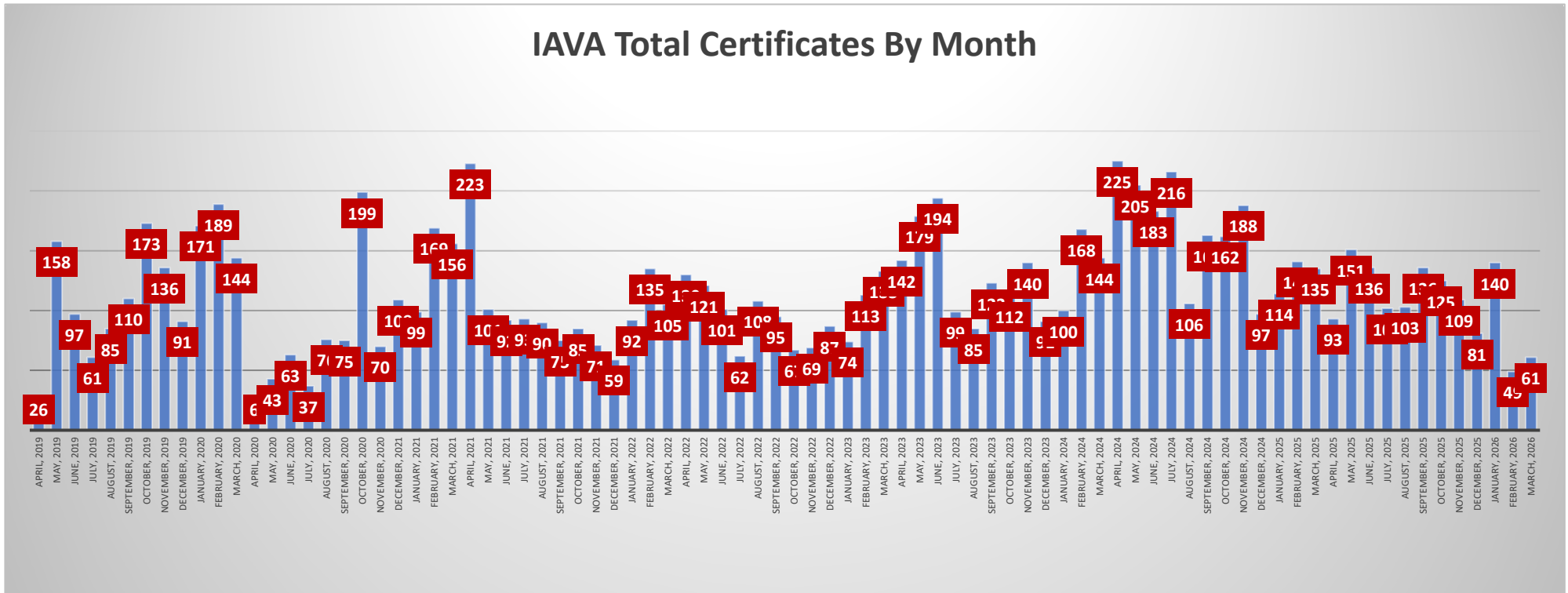
FSVP Total Certificates By Month



Data reported for the past 2-3 months are subject to change due to lag in submission of course rosters by instructors. Data reconciled quarterly.

Cumulative IAVA Data		
IAVA		
Total Certificates Issued to Date	Total	9,722
	Domestic	4,066
	International	5,656
Participant Courses Completed		
Participant Courses Completed	Total	1,237
	Domestic	560
	International	677
Lead Instructor		
Lead Instructor Certificates to Date	Total	106
	Domestic	69
	International	37
LI Courses Completed		
LI Courses Completed	Total	9
	Domestic	9
	International	0
Intentional Adulteration		
Food Defense Awareness for the IA Rule	Number of times accessed	377,124
Food Defense Awareness for the IA Rule: Spanish	Number of times accessed	62,416
Overview of the Intentional Adulteration Rule (IA Rule)	Number of times accessed	112,637
FSPCA IA Conducting Vulnerability Assessments using Key Activity Types		
FSPCA IA Conducting Vulnerability Assessments using Key Activity Types	Completed	4,297
FSPCA IA Identification and Explanation of Mitigation Strategies	Completed	3,972
FSPCA IA Food Defense Plan Preparation and Reanalysis	Completed	2,407

IAVA Total Certificates By Month



Data reported for the past 2-3 months are subject to change due to lag in submission of course rosters by instructors. Data reconciled quarterly.

Cumulative Food Traceability Rule Training for the Food Industry Data

FTR

Total Certificates Issued to Date	Total	24
	Domestic	24
	International	0

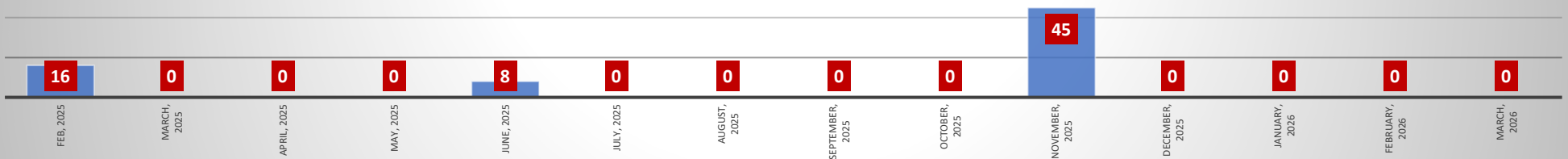
Participant Courses Completed	Total	5
	Domestic	5
	International	0

Lead Instructor

Lead Instructor Certificates to Date	Total	15
	Domestic	15
	International	0

LI Courses Completed	Total	3
	Domestic	3
	International	0

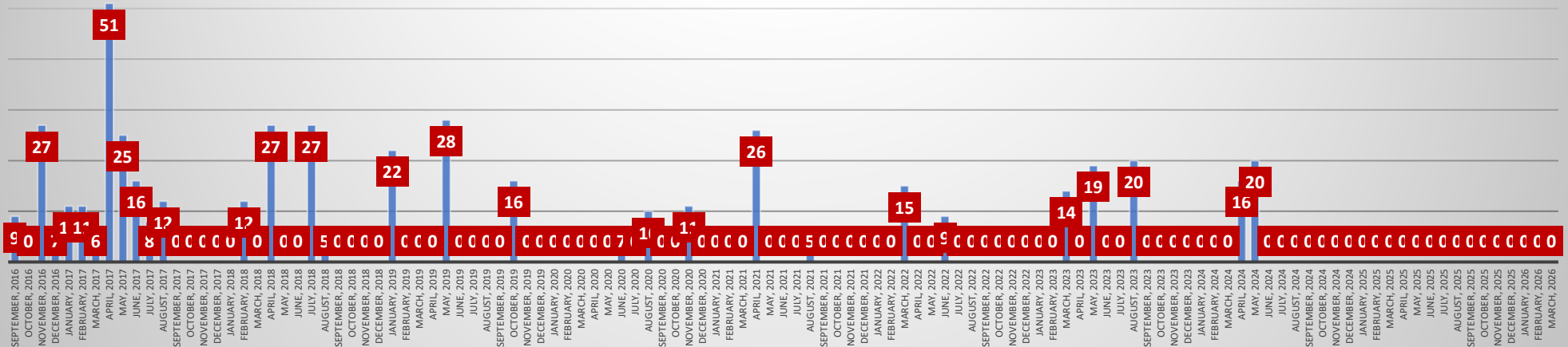
FTR Total Certificates By Month



Data reported for the past 2-3 months are subject to change due to lag in submission of course rosters by instructors. Data reconciled quarterly.

Cumulative Sprout Data		
Sprout		
Total Certificates Issued to Date	Total	492
	Domestic	462
	International	30
Part 2 Certificates Issued Part 2 certificate totals included with total certificates issued	Total	261
	Domestic	258
	International	3
Participant Courses Completed		
Participant Courses Completed	Total	43
	Domestic	41
	International	2
Sprout Blended		
Part 1 Course Completions	Total	336
	Domestic	333
	International	3
Part 2 Course Completions	Total	21
	Domestic	21
	International	0
Lead Instructor Certificates to Date		
Lead Instructor Certificates to Date	Total	40
	Domestic	37
	International	3
LI Courses Completed		
LI Courses Completed	Total	9
	Domestic	9
	International	0

Sprout Total Certificates By Month



Data reported for the past 2-3 months are subject to change due to lag in submission of course rosters by instructors. Data reconciled quarterly.